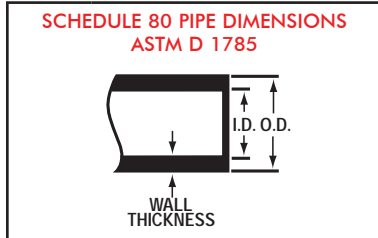


Schedule 80 PVC Technical Information
Schedule 80 Fittings

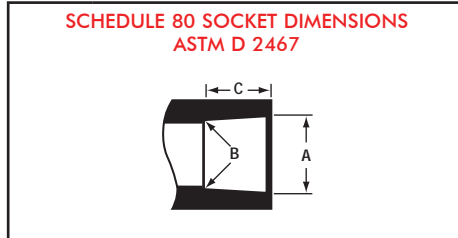


Pumping&Plumbing

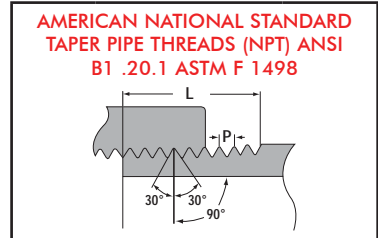
ASTM STANDARD DIMENSIONS



Nominal Pipe Size In.	Mean Outside Diameter In.	O. D. Tolerance In.	Minimum Wall Thickness In.
1/8	0.405	± 0.004	0.095
1/4	0.540	± 0.004	0.119
3/8	0.675	± 0.004	0.126
1/2	0.840	± 0.004	0.147
3/4	1.050	± 0.004	0.154
1	1.315	± 0.005	0.179
1-1/4	1.660	± 0.005	0.191
1-1/2	1.900	± 0.006	0.200
2	2.375	± 0.006	0.218
2-1/2	2.875	± 0.007	0.276
3	3.500	± 0.008	0.300
4	4.500	± 0.009	0.337
5	5.563	± 0.010	0.375
6	6.625	± 0.011	0.432
8	8.625	± 0.015	0.500
10	10.750	± 0.015	0.593
12	12.750	± 0.015	0.687



Nominal Size In.	Diameter			Socket Length Minimum C
	Entrance A	Bottom B	Tolerance A	
1/8	0.417	0.401	± 0.004	0.500
1/4	0.552	0.536	± 0.004	0.625
3/8	0.687	0.671	± 0.004	0.750
1/2	0.848	0.836	± 0.004	0.875
3/4	1.058	1.046	± 0.004	1.000
1	1.325	1.310	± 0.005	1.125
1-1/4	1.670	1.655	± 0.005	1.250
1-1/2	1.912	1.894	± 0.006	1.375
2	2.387	2.369	± 0.006	1.500
2-1/2	2.889	2.868	± 0.007	1.750
3	3.516	3.492	± 0.008	1.875
4	4.518	4.491	± 0.009	2.250
5	5.583	5.553	± 0.010	2.625
6	6.647	6.614	± 0.011	3.000
8	8.655	8.610	± 0.015	4.000
10	10.780	10.735	± 0.015	5.000
12	12.780	12.735	± 0.015	6.000
14	14.030	13.985	± 0.015	7.000



Nominal Size In.	Threads Per Inch	Effective Thread Length L	Pitch Of Thread P
1/8	27	0.2639	0.03704
1/4	18	0.4018	0.05556
3/8	18	0.4078	0.05556
1/2	14	0.5337	0.07143
3/4	14	0.5457	0.07143
1	11-1/2	0.6828	0.08696
1-1/4	11-1/2	0.7068	0.08696
1-1/2	11-1/2	0.7235	0.08696
2	11-1/2	0.7565	0.08696
2-1/2	8	1.1375	0.12500
3	8	1.2000	0.12500
4	8	1.3000	0.12500
5	8	1.4063	0.12500
6	8	1.5125	0.12500
8	8	1.7125	0.12500



STANDARD COMPARISONS

SPEARS® IPS-to-Metric transition unions are listed by nominal size. The chart below compares nominal and actual* pipe O.D. for each size according to the designated standard.

JIS K6741 (mm)		DIN 8062 (mm)		ASTM D1785 (in.)		NPT—ANSI B1.20.1** Tapered Thread		BSP—BS21, DIN 2999, ISO 7/1 Thread	
Nominal	Actual*	O.D.	Actual*	Nominal	Actual*	Designation	Threads/in.	Designation	Threads/25.4mm
16	22	15	20	1/2	.840	1/2	14	1/2	14
20	26	20	25	3/4	1.050	3/4	14	3/4	14
25	32	25	32	1	1.315	1	11.5	1	11
30	38	38	40	1-1/4	1.660	1-1/4	11.5	1-1/4	11
40	48	40	50	1-1/2	1.900	1-1/2	11.5	1-1/2	11
50	60	50	63	2	2.375	2	11.5	2	11
75	89	80	90	3	3.500	3	8	3	11
100	114	100	110	4	4.500	4	8	4	11

*Specified dimension, certain tolerances apply

**NPT and BSP have different thread angles and not compatible.



Schedule 80 PVC Technical Information
Schedule 80 Fittings

Pumping & Plumbing

Injection Molded Dimensions References:

- G** = (LAYING LENGTH) intersection of center lines to bottom of socket/thread; 90° elbows, tees, crosses; ± 1/32 inch.
- H** = Intersection of center lines to face of fitting; 90° elbow tees, crosses; ± 1/32 inch.
- J** = Intersection of center lines to bottom of socket/thread; 45° elbows; ± 1/32 inch

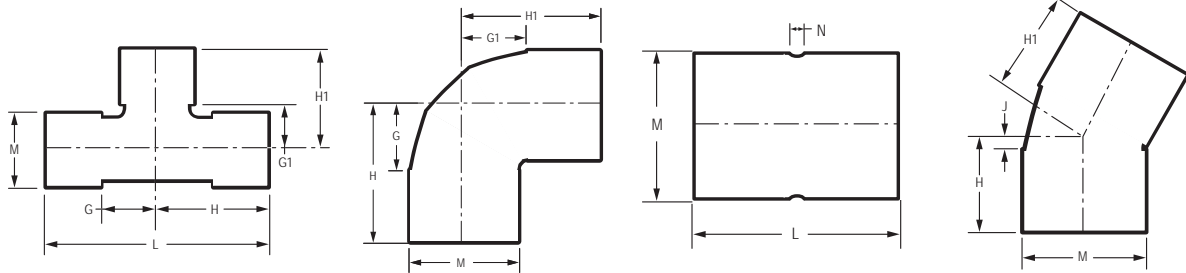
- L** = Overall length of fittings; ± 1/16 inch.
- H** = Outside diameter of socket/thread hub; ± 1/16 inch.
- N** = Socket bottom to socket bottom; couplings; ± 1/16 inch
- W** = Height of cap; ± 1/16 inch.

Fabricated Dimension References:

- G** = (LAYING LENGTH) intersection of center lines to bottom of socket/thread; 90° elbows, tees, crosses ± 1/4 inch; 14" & larger ± 1/2 inch.
- H** = Intersection of center lines to face of fitting; 90° elbows ± 1/4 inch, 14" & larger ± 3/4 inch; wyes ± 1/2 inch; tees, crosses ± 1/4 inch; 14" & larger ± 1/2 inch.
- J** = Intersection of center lines to bottom of socket/thread; 45° elbows; ± 1/4 inch; 14" & larger ± 1/2 inch.

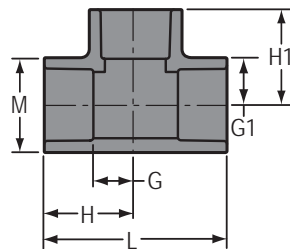
- L** = Overall length of fittings; ± 1/2 inch; 14" & larger ± 1 inch; wyes ± 1 inch.
- M** = Outside diameter of socket/thread hub; ± 1/4 inch.
- N** = Socket bottom to socket bottom; couplings; ± 1/2
- W** = Height of cap; ± 1/4 inch.

Typical Fabricated Dimension References



TEE

Socket x Socket x Socket



Part Number	Size	G	G1	H	H1	L	M	Approx. Wt. (Lbs.)
801-002	1/4	5/16	5/16	31/32	31/32	1-15/16	27/32	.04
801-003	3/8	15/32	15/32	1-1/4	1-1/4	2-1/2	31/32	.06
801-005	1/2	17/32	17/32	1-15/32	1-15/32	2-15/16	1-3/16	.11
801-007	3/4	21/32	21/32	1-11/16	1-11/16	3-13/32	1-13/32	.16
801-010	1	7/8	7/8	2	2	4	1-3/4	.27
801-012	1-1/4	1-1/32	1-1/32	2-9/32	2-9/32	4-19/32	2-3/32	.39
801-015	1-1/2	1-3/16	1-3/16	2-9/32	2-9/32	5-1/8	2-3/8	.52
801-020	2	1-7/16	1-7/16	2-15/16	2-15/16	5-7/8	2-7/8	.80
801-025	2-1/2	1-3/4	1-3/4	3-1/2	3-1/2	7-1/32	3-15/32	1.46
801-030	3	2-1/16	2-1/16	3-31/32	3-31/32	7-15/16	4-5/32	2.16
801-040	4	2-1/2	2-1/2	4-3/4	4-3/4	9-1/2	5-1/4	3.52

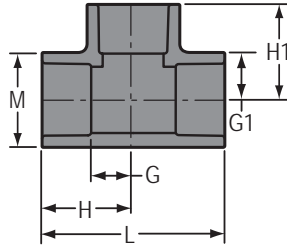
Schedule 80 PVC Technical Information
Schedule 80 Fittings



Pumping&Plumbing

TEE (continued)

Socket x Socket x Socket

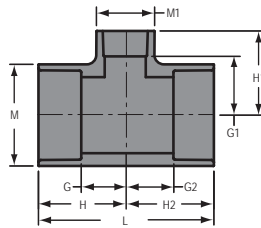


Part Number	Size	G	G1	H	H1	L	M	Approx. Wt. (Lbs.)
801-050	5	3-1/8	3-1/8	5-25/32	5-25/32	11-5/8	6-13/32	6.03
801-050F	5	5-1/2	5-1/2	8-1/2	8-1/2	17	6-5/16	13.26
801-060	6	3-25/32	3-25/32	6-13/16	6-13/16	13-5/8	7-5/8	10.78
801-080	8	4-13/16	4-13/16	8-7/8	8-7/8	17-3/4	9-23/32	21.21
801-080F	8	7-5/8	7-5/8	11-7/8	11-7/8	23-3/4	9-5/8	22.84
801-100	10	5-3/4	5-3/4	10-13/16	10-13/16	21-5/8	11-19/32	37.89
801-100F	10	9	9	14-1/4	14-1/4	28-1/2	11-15/16	39.82
801-120	12	6-15/16	6-15/16	12-15/16	12-15/16	25-7/8	14-1/4	54.45
801-120F	12	11-1/4	11-1/4	17-1/2	17-1/2	35	14-1/8	67.13
801-140	14	7-1/32	7-1/32	14-7/32	14-1/32	28-7/16	15-21/32	63.61
801-140F	14	12-1/4	12-1/4	19-1/4	19-1/4	38-1/2	15-1/2	103.37
801-160F	16	13	13	21	21	42	17-11/16	144.87
801-180F	18	13-3/4	13-3/4	22-3/4	22-3/4	45-1/2	19-7/8	182.75
801-200F	20	16-3/8	16-3/8	26-3/8	26-3/8	52-3/4	22-1/16	284.24
801-240F	24	20-1/4	20-1/4	32-1/4	32-1/4	64-1/2	26-7/16	335.00



REDUCING TEE

Socket x Socket x Socket



Part Number	Size	G	G1	G2	H	H1	H2	L	M	M1	Approx. Wt. (Lbs.)
801-101	3/4x3/4x1/2	19/32	23/32	19/32	1-19/32	1-19/32	1-19/32	3-3/16	1-13/32	1-3/16	.14
801-130	1x1x1/2	19/32	7/8	19/32	1-23/32	1-3/4	1-23/32	3-7/16	1-3/4	1-3/16	.20
801-131	1x1x3/4	11/16	27/32	11/16	1-27/32	1-27/32	1-27/32	3-21/32	1-3/4	1-13/32	.23
801-157	1-1/4x1x3/4	11/16	1-1/16	5/8	1-15/16	2-1/16	1-7/8	3-13/16	2-1/8	1-7/16	.30
801-158	1-1/4x1x1	13/32	15/16	13/32	2-1/8	1-31/32	1-15/16	4	2-1/16	1-11/16	.33
801-159	1-1/4x1x1-1/4	15/16	1-1/32	7/8	2-3/16	2-5/32	2-1/8	4-5/16	2-1/16	2-1/16	.39
801-166 ¹	1-1/4x1-1/4x1/2	7/8	1-13/32	7/8	2-3/32	2-3/8	2-3/32	4-7/32	2-1/8	1-3/4	.42
801-167	1-1/4x1-1/4x3/4	5/8	31/32	5/8	1-15/16	1-31/32	1-15/16	3-7/8	2-1/8	1-13/32	.28
801-168	1-1/4x1-1/4x1	27/32	1-1/32	27/32	2-3/32	2-5/32	2-3/32	4-7/32	2-3/32	1-3/4	.34

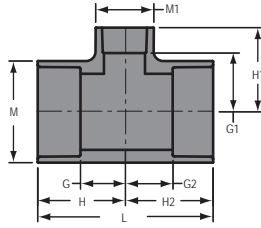
¹ Outlet sized with bushing



Schedule 80 PVC Technical Information
Schedule 80 Fittings

Pumping&Plumbing

REDUCING TEE (continued)
 Socket x Socket x Socket



Part Number	Size	G	G1	G2	H	H1	H2	L	M	M1	Approx. Wt. (Lbs.)
801-202	1-1/2x1-1/4x1	7/8	1-7/32	7/8	2-1/4	2-11/32	2-1/4	4-1/2	2-7/16	1-13/16	.40
801-209	1-1/2x1-1/2x1/2	9/16	1-1/16	9/16	1-31/32	1-15/16	1-31/32	3-15/16	2-3/8	1-3/16	.32
801-210	1-1/2x1-1/2x3/4	11/16	1-1/32	11/16	2-1/16	2-1/32	2-1/16	4-5/32	2-11/32	1-13/32	.37
801-211	1-1/2x1-1/2x1	27/32	1-5/32	27/32	2-15/32	2-5/16	2-15/32	4-15/16	2-11/32	1-3/4	.42
801-212	1-1/2x1-1/2x1-1/4	1-3/16	1-3/16	1-3/16	2-9/16	2-7/16	2-9/16	5-1/8	2-3/8	2-1/8	.54
801-247	2x2x1/2	9/16	1-13/32	9/16	2-3/32	2-9/32	2-3/32	4-3/16	2-7/8	1-5/32	.44
801-248	2x2x3/4	11/16	1-7/16	11/16	2-3/16	2-7/16	2-3/16	4-3/8	2-27/32	1-13/32	.50
801-249	2x2x1	27/32	1-7/16	27/32	2-3/8	2-9/16	2-3/8	4-3/4	2-7/8	1-3/4	.58
801-250	2x2x1-1/4	31/32	1-11/32	31/32	2-17/32	2-19/32	2-17/32	5-3/32	2-7/8	2-1/8	.60
801-251	2x2x1-1/2	1-5/32	1-13/32	1-5/32	2-11/16	2-13/16	2-11/16	5-3/8	2-15/16	2-15/32	.77
801-254 ¹	2x2x4	3-11/16	2-15/32	3-11/16	5-3/16	4-23/32	5-3/16	10-11/32	5-1/4	5-1/4	5.61
801-287	2-1/2x2-1/2x1/2	19/32	1-19/32	19/32	2-3/8	2-15/32	2-3/8	4-23/32	3-1/2	1-3/16	.78
801-288	2-1/2x2-1/2x3/4	21/32	1-1/2	21/32	2-7/16	2-17/32	2-7/16	4-27/32	3-17/32	1-13/32	.83
801-289	2-1/2x2-1/2x1	27/32	1-23/32	27/32	2-5/8	2-27/32	2-5/8	5-1/4	3-17/32	1-23/32	.99
801-290	2-1/2x2-1/2x1-1/4	1-3/32	1-3/4	1-3/32	2-27/32	3	2-27/32	5-5/8	3-9/16	2-5/32	1.11
801-291	2-1/2x2-1/2x1-1/2	1-3/16	1-3/4	1-3/16	2-31/32	3-1/8	2-31/32	5-15/16	3-7/8	2-13/32	1.21
801-292	2-1/2x2-1/2x2	1-13/32	1-5/8	1-13/32	3-3/16	3-1/8	3-3/16	6-11/32	3-1/2	2-7/8	1.27
801-333 ¹	3x3x1/2	1-7/16	2-7/8	1-7/16	3-5/16	3-3/4	3-5/16	6-5/8	4-3/16	2-7/8	1.94
801-334 ¹	3x3x3/4	1-7/16	2-11/16	1-7/16	3-5/16	3-11/16	3-5/16	6-5/8	4-3/16	2-7/8	1.92
801-335	3x3x1	7/8	1-15/16	7/8	2-3/4	3-1/16	2-3/4	5-15/32	4-3/16	1-23/32	1.21
801-336 ¹	3x3x1-1/4	1-5/8	1-15/16	1-5/8	3-5/16	3-5/8	3-5/16	6-5/8	4-3/16	2-7/8	1.89
801-337	3x3x1-1/2	1-5/32	2-1/16	1-5/32	3-1/16	3-7/16	3-1/16	6-3/32	4-3/16	2-3/8	1.44
801-338	3x3x2	1-7/16	1-13/16	1-7/16	3-5/16	3-5/16	3-5/16	6-5/8	4-7/32	2-7/8	1.65
801-339	3x3x2-1/2	1-3/4	1-31/32	1-3/4	3-5/8	3-11/16	3-5/8	7-1/4	4-3/16	3-17/32	1.88
801-415 ¹	4x4x1/2	1-7/16	3-17/32	1-7/16	3-11/16	4-13/32	3-11/16	7-11/32	5-1/4	2-7/8	2.62
801-417 ¹	4x4x1	1-15/32	3-9/32	1-15/32	3-11/16	4-3/8	3-11/16	7-3/8	5-7/32	2-7/8	2.55
801-418 ¹	4x4x1-1/4	1-1/8	2-31/32	1-1/8	3-13/32	4-7/32	3-13/32	6-25/32	5-1/4	2-3/8	2.18
801-419	4x4x1-1/2	1-1/8	2-9/16	1-1/8	3-3/8	3-15/16	3-3/8	6-3/4	5-1/4	2-3/8	2.09
801-420	4x4x2	1-7/16	2-1/2	1-7/16	3-11/16	4	3-11/16	7-3/8	5-1/4	2-7/8	2.35
801-421 ¹	4x4x2-1/2	2-1/16	2-11/16	2-1/16	4-5/16	4-3/4	4-5/16	8-5/8	5-1/4	4-1/8	3.48
801-422	4x4x3	2-1/8	2-23/32	2-1/8	4-3/8	4-19/32	4-3/8	8-25/32	5-1/4	4-3/16	3.11
801-482F	5x5x1-1/4	4	4-11/16	4	7	6-3/16	7	14	6-5/16	2-1/16	5.99
801-484 ¹	5x5x1-1/2	3-5/32	5-17/32	3-5/32	5-13/16	6-29/32	5-13/16	11-5/8	6-13/32	6-13/32	8.86
801-484F	5x5x1-1/2	4-1/8	5	4-1/8	7-1/8	6-1/2	7-1/8	14-1/4	6-5/16	2-5/16	9.10
801-486 ¹	5x5x2	3-5/32	5-3/32	3-5/32	5-13/16	6-19/32	5-13/16	11-19/32	6-13/32	6-13/32	8.39
801-486F	5x5x2	4-5/16	4-3/4	4-5/16	7-5/16	6-1/2	7-5/16	14-5/8	6-5/16	2-13/16	6.87
801-487 ¹	5x5x2-1/2	3-5/32	4-23/32	3-5/32	5-13/16	6-15/32	5-13/16	11-5/8	6-13/32	6-13/32	8.28
801-488 ¹	5x5x3	3-5/32	4-5/8	3-5/32	5-13/16	6-1/2	5-13/16	11-19/32	6-13/32	6-13/32	8.21
801-490 ¹	5x5x4	3-5/32	3-29/32	3-5/32	5-13/16	6-5/32	5-13/16	11-5/8	6-13/32	6-13/32	7.40

¹ Outlet sized with bushing

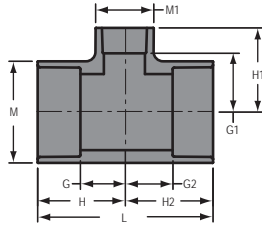
Schedule 80 PVC Technical Information
Schedule 80 Fittings



Pumping & Plumbing

REDUCING TEE (continued)

Socket x Socket x Socket



Part Number	Size	G	G1	G2	H	H1	H2	L	M	M1	Approx. Wt. (Lbs.)
801-523 ¹	6x6x1/2	1-7/16	4-13/16	1-7/16	4-7/16	5-11/16	4-7/16	8-7/8	7-19/32	2-7/8	.54
801-524 ¹	6x6x3/4	1	4	1	3-7/8	5	3-7/8	7-3/4	7-9/16	1-3/4	4.39
801-525	6x6x1	27/32	3-23/32	27/32	3-7/8	4-27/32	3-7/8	7-3/4	7-9/16	1-3/4	4.34
801-526 ¹	6x6x1-1/4	1-7/16	4-3/16	1-7/16	4-7/16	5-15/32	4-7/16	8-7/8	7-19/32	2-7/8	5.23
801-527 ¹	6x6x1-1/2	1-7/16	4-3/32	1-7/16	4-7/16	5-1/2	4-7/16	8-7/8	7-19/32	2-7/8	5.25
801-528	6x6x2	1-7/16	3-23/32	1-7/16	4-7/16	5-1/4	4-7/16	8-7/8	7-19/32	2-7/8	5.11
801-529 ¹	6x6x2-1/2	2-1/16	3-13/16	2-1/16	5-1/16	5-7/8	5-1/16	10-1/8	7-9/16	4-1/4	6.80
801-530	6x6x3	2-1/16	3-3/4	2-1/16	5-3/32	5-5/8	5-3/32	10-3/16	7-19/32	4-1/4	6.48
801-530F	6x6x3	4-3/4	5-3/4	4-3/4	8	8	8	16	7-1/2	4-1/8	12.33
801-532	6x6x4	2-11/16	3-23/32	2-11/16	5-11/16	5-31/32	5-11/16	11-13/32	7-19/32	5-1/4	7.69
801-533F	6x6x5	5-3/4	6-1/2	5-3/4	9	9-1/2	9	18	7-1/2	6-5/16	10.35
801-575 ¹	8x8x1	3-25/32	7-25/32	3-25/32	7-25/32	8-13/16	7-25/32	15-9/16	9-5/8	7-1/2	17.85
801-578 ¹	8x8x2	3-13/16	6-5/8	3-13/16	7-13/16	8-1/8	7-13/16	15-5/8	9-11/16	7-9/16	17.56
801-578F	8x8x2	4-11/16	6-1/8	4-11/16	8-15/16	7-7/8	8-15/16	17-7/8	9-5/8	2-13/16	12.89
801-579F	8x8x2-1/2	4-7/8	6-15/16	4-7/8	9-1/8	8-5/16	9-1/8	18-1/4	9-5/8	3-7/16	17.97
801-580 ¹	8x8x3	3-23/32	6-1/2	3-23/32	7-3/4	8-3/8	7-3/4	15-1/2	9-11/16	7-1/2	17.03
801-580F	8x8x3	5-3/16	6-11/16	5-3/16	9-7/16	8-15/16	9-7/16	18-7/8	9-5/8	4-1/8	17.42
801-582	8x8x4	2-5/8	4-27/32	2-5/8	6-5/8	7-3/32	6-5/8	13-1/4	9-3/4	5-1/4	11.56
801-582F	8x8x4	5-3/4	7-11/16	5-3/4	10	9-15/16	10	20	9-5/8	5-3/16	15.77
801-585	8x8x6	3-27/32	4-13/16	3-27/32	7-29/32	7-27/32	7-29/32	15-27/32	9-23/32	7-9/16	15.52
801-621F	10x10x2	4-3/8	7-1/8	4-3/8	9-5/8	8-7/8	9-5/8	19-1/4	11-15/16	2-13/16	21.56
801-622F	10x10x2-1/2	5-1/4	7-5/16	5-1/4	10-1/2	9-5/16	10-1/2	21	11-15/16	3-7/16	20.44
801-623 ¹	10x10x3	3-25/32	7-17/32	3-25/32	9-3/8	9-3/8	9-3/8	18-25/32	12-1/16	7-9/16	26.67
801-623F	10x10x3	4-7/8	7-11/16	4-7/8	10-1/8	9-15/16	10-1/8	20-1/4	11-15/16	4-1/8	20.67
801-624	10x10x4	3-7/8	7-3/16	3-7/8	9-3/8	9-1/2	9-3/8	18-3/4	12-1/16	7-9/16	26.36
801-624F	10x10x4	5-3/8	8-11/16	5-3/8	10-5/8	10-15/16	10-5/8	21-1/4	11-15/16	5-3/16	23.04
801-626	10x10x6	3-7/8	5-27/32	3-7/8	9-3/8	8-27/32	9-3/8	18-3/4	12-1/16	7-9/16	23.50
801-626F	10x10x6	5-7/8	9-1/16	5-7/8	11-1/8	12-5/16	11-1/8	22-1/4	11-15/16	7-1/2	34.74
801-628 ¹	10x10x8	5-15/16	7-3/4	5-15/16	11-7/16	11-3/4	11-7/16	22-7/8	12-1/16	12-1/16	43.06
801-628F	10x10x8	8-1/4	9-15/16	8-1/4	13-1/2	14-3/16	13-1/2	27	11-15/16	9-5/8	34.59
801-661F	12x12x2	4-3/4	8	4-3/4	11	9-3/4	11	22	14-1/8	2-13/16	29.04
801-662F	12x12x2-1/2	5-7/16	8-3/16	5-7/16	11-11/16	10-3/16	11-11/16	23-3/8	14-1/8	3-7/16	37.84
801-663F	12x12x3	5-1/4	8-9/16	5-1/4	11-1/2	10-13/16	11-1/2	23	14-1/8	4-1/8	32.26
801-664 ¹	12x12x4	4-11/32	10-1/8	4-11/32	10-15/16	12-3/8	10-15/16	21-7/8	14-1/4	9-23/32	32.86
801-664F	12x12x4	5-3/4	9-9/16	5-3/4	12	11-13/16	12	24	14-1/8	5-3/16	32.86
801-665F	12x12x5	7-1/8	9-5/16	7-1/8	13-3/8	12-5/16	13-3/8	26-3/4	14-1/8	6-5/16	47.29
801-666F	12x12x6	7-1/4	9-15/16	7-1/4	13-1/4	13-3/16	13-1/4	26-1/2	14-1/8	7-1/2	45.37
801-668	12x12x8	4-27/32	7-1/2	4-27/32	11-13/32	11-1/8	11-13/32	22-13/16	14-1/4	9-23/32	40.00
801-668F	12x12x8	8	10-13/16	8	14-1/4	15-1/16	14-1/4	28-1/2	14-1/8	9-5/8	57.91
801-670F	12x12x10	9-5/8	10-13/16	9-5/8	15-7/8	16-1/16	15-7/8	31-3/4	14-1/8	11-15/16	67.18
801-691F	14x14x2	5-3/16	8-9/16	5-3/16	12-3/16	10-5/16	12-3/16	24-3/8	15-1/2	2-13/16	38.66

¹ Outlet sized with bushing



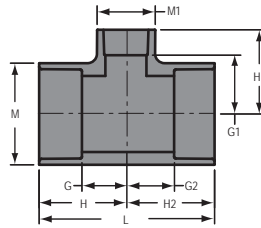


Schedule 80 PVC Technical Information
Schedule 80 Fittings

Pumping&Plumbing

REDUCING TEE (continued)

Socket x Socket x Socket



Part Number	Size	G	G1	G2	H	H1	H2	L	M	M1	Approx. Wt. (Lbs.)
801-692F	14x14x2-1/2	5-7/16	8-3/4	5-7/16	12-7/16	10-3/4	12-7/16	24-7/8	15-1/2	3-7/16	44.34
801-693F	14x14x3	5-3/4	9-1/8	5-3/4	12-3/4	11-3/8	12-3/4	25-1/2	15-1/2	4-1/8	40.35
801-694F	14x14x4	6-1/2	10-1/8	6-1/2	13-1/2	12-3/8	13-1/2	27	15-1/2	5-3/16	41.85
801-696F	14x14x6	8-1/4	10-1/2	8-1/4	15-1/4	13-3/4	15-1/4	30-1/2	15-1/2	7-1/2	63.15
801-698F	14x14x8	9-1/4	11-3/8	9-1/4	16-1/4	15-5/8	16-1/4	32-1/2	15-1/2	9-5/8	74.74
801-700F	14x14x10	10-1/8	11-3/8	10-1/8	17-1/8	16-5/8	17-1/8	34-1/4	15-1/2	11-15/16	79.05
801-702	14x14x12	7-1/32	7-13/32	7-1/32	14-1/32	13-13/32	14-1/32	28-1/16	15-21/32	14-11/32	61.10
801-702F	14x14x12	11	11-3/8	11	18	17-5/8	18	36	15-1/2	14-1/8	93.81
801-751F	16x16x2	5-7/8	9-1/2	5-7/8	13-7/8	11-1/4	13-7/8	27-3/4	17-11/16	2-13/16	62.38
801-752F	16x16x2-1/2	6	9-11/16	6	14	11-11/16	14	28	17-11/16	3-7/16	55.65
801-753F	16x16x3	6-5/16	10-1/16	6-5/16	14-5/16	12-5/16	14-5/16	28-5/8	17-11/16	4-1/8	56.70
801-754F	16x16x4	6-1/8	11-1/16	6-1/8	14-1/8	13-5/16	14-1/8	28-1/4	17-11/16	5-3/16	60.66
801-756F	16x16x6	8-5/8	11-7/16	8-5/8	16-5/8	14-11/16	16-5/8	33-1/4	17-11/16	7-1/2	85.07
801-758F	16x16x8	9-5/8	12-5/16	9-5/8	17-5/8	16-9/16	17-5/8	35-1/4	17-11/16	9-5/8	94.91
801-760F	16x16x10	10-5/8	12-5/16	10-5/8	18-5/8	17-9/16	18-5/8	37-1/4	17-11/16	11-15/16	103.85
801-762F	16x16x12	11-5/8	12-5/16	11-5/8	19-5/8	18-9/16	19-5/8	39-1/4	17-11/16	14-1/8	116.70
801-764F	16x16x14	12-3/4	12-11/16	12-3/4	20-3/4	19-11/16	20-3/4	41-1/2	17-11/16	15-1/2	129.51
801-784F	18x18x4	6-7/8	11-15/16	6-7/8	15-7/8	14-3/16	15-7/8	31-3/4	19-7/8	5-3/16	91.52
801-786F	18x18x6	8-1/2	12-5/16	8-1/2	17-1/2	15-9/16	17-1/2	35	19-7/8	7-1/2	115.09
801-788F	18x18x8	9-1/2	13-3/16	9-1/2	18-1/2	17-7/16	18-1/2	37	19-7/8	9-5/8	118.85
801-790F	18x18x10	10-1/2	13-3/16	10-1/2	19-1/2	18-7/16	19-1/2	39	19-7/8	11-15/16	128.48
801-792F	18x18x12	11-1/2	13-3/16	11-1/2	20-1/2	19-7/16	20-1/2	41	19-7/8	14-1/8	151.17
801-794F	18x18x14	12-3/4	13-9/16	12-3/4	21-3/4	20-9/16	21-3/4	43-1/2	19-11/16	15-1/2	151.23
801-796F	18x18x16	13-1/2	14-3/16	13-1/2	22-1/2	22-3/16	22-1/2	45	19-11/16	17-11/16	140.86
801-814F	20x20x4	7-11/16	12-7/8	7-11/16	17-11/16	15-1/8	17-11/16	35-3/8	22-1/16	5-3/16	114.37
801-816F	20x20x6	8-7/8	13-1/4	8-7/8	18-7/8	16-1/2	18-7/8	37-3/4	22-1/16	7-1/2	130.08
801-818F	20x20x8	9-7/8	14-1/8	9-7/8	19-7/8	18-3/8	19-7/8	39-3/4	22-1/16	9-5/8	137.63
801-820F	20x20x10	10-7/8	14-1/8	10-7/8	20-7/8	19-3/8	20-7/8	41-3/4	22-1/16	11-15/16	123.96
801-822F	20x20x12	11-7/8	14-1/8	11-7/8	21-7/8	20-3/8	21-7/8	43-3/4	22-1/16	14-1/8	164.33
801-824F	20x20x14	12-7/8	14-1/2	12-7/8	22-7/8	21-1/2	22-7/8	45-3/4	22-1/16	15-1/2	176.28
801-826F	20x20x16	14	15-1/8	14	24	23-1/8	24	48	22-1/16	17-11/16	191.64
801-828F	20x20x18	15	15	15	25	24	25	50	22-1/16	19-7/8	215.72
801-904F	24x24x4	9	14-11/16	9	21	16-15/16	21	42	26-7/16	5-3/16	191.09
801-906F	24x24x6	9-1/4	15-1/16	9-1/4	21-1/4	18-5/16	21-1/4	42-1/2	26-7/16	7-1/2	207.79
801-908F	24x24x8	10-1/4	15-15/16	10-1/4	22-1/4	20-3/16	22-1/4	44-1/2	26-7/16	9-5/8	215.05
801-910F	24x24x10	11-1/4	15-15/16	11-1/4	23-1/4	21-3/16	23-1/4	46-1/2	26-7/16	11-15/16	248.46
801-912F	24x24x12	12-1/4	15-15/16	12-1/4	24-1/4	22-3/16	24-1/4	48-1/2	26-7/16	14-1/8	290.75
801-914F	24x24x14	13-1/4	16-5/16	13-1/4	25-1/4	23-5/16	25-1/4	50-1/2	26-1/16	15-1/2	279.60
801-916F	24x24x16	14-3/4	16-15/16	14-3/4	26-3/4	24-15/16	26-3/4	53-1/2	26-7/16	17-11/16	297.80
801-918F	24x24x18	15-3/4	16-13/16	15-3/4	27-3/4	25-13/16	27-3/4	55-1/2	26-7/16	19-7/8	303.81
801-920F	24x24x20	16-3/4	18-3/16	16-3/4	28-3/4	28-3/16	28-3/4	57-1/2	26-7/16	22-1/16	341.61



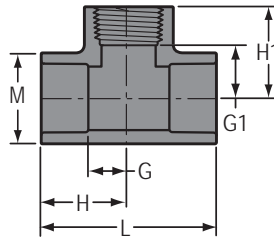
Schedule 80 PVC Technical Information
Schedule 80 Fittings



Pumping&Plumbing

TEE

Socket x Socket x Fipt

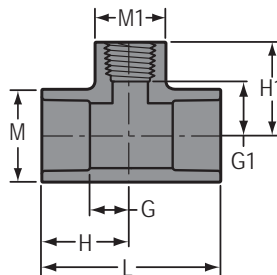


Part Number	Size	G	G1	H	H1	L	M	Approx. Wt. (Lbs.)
802-002	1/4	5/16	3/8	15/16	15/16	1-29/32	7/8	.05
802-005	1/2	19/32	21/32	1-15/32	1-11/32	2-15/16	1-3/16	.14
802-007	3/4	5/8	5/8	1-19/32	1-13/32	3-3/16	1-13/32	.14
802-010	1	11/16	3/4	1-13/16	1-5/8	3-13/16	1-13/16	.23
802-012	1-1/4	13/16	1-1/16	2-3/32	1-15/16	4-5/32	2-3/32	.34
802-015	1-1/2	29/32	1-1/4	2-11/32	2-5/32	4-11/16	2-3/8	.49
802-020	2	1-9/32	1-15/32	2-13/16	2-13/32	5-21/32	2-7/8	.77
802-030	3	1-31/32	2-1/8	3-3/4	3-17/32	7-15/32	4-5/16	2.31
802-040	4	2-11/32	2-21/32	4-5/8	4-5/32	9-7/32	5-9/32	3.37
802-060F	6	3-13/16	8-1/4	6-13/16	9-3/4	13-5/8	7-9/16	14.19
802-080F	8	4-13/16	10-13/16	8-13/16	12-9/16	17-11/16	9-11/16	25.92



REDUCING TEE

Socket x Socket x Fipt



Part Number	Size	G	G1	H	H1	L	M	M1	Approx. Wt. (Lbs.)
802-101	3/4x3/4x1/2	19/32	25/32	1-19/32	1-7/16	3-7/32	1-13/32	1-3/16	.14
802-130	1x1x1/2	7/16	29/32	1-9/16	1-5/8	3-1/8	1-23/32	1-7/16	.18
802-131	1x1x3/4	21/32	13/16	1-13/16	1-17/32	3-5/8	1-23/32	1-3/8	.21
802-166	1-1/4x1-1/4x1/2	7/16	1-1/8	1-11/16	1-27/32	3-3/8	2-3/32	1-3/16	.26
802-167 ¹	1-1/4x1-1/4x3/4	7/8	1-23/32	2-1/8	2-7/16	4-7/32	2-3/32	1-3/4	.40
802-168	1-1/4x1-1/4x1	27/32	1-1/32	2-3/32	1-29/32	4-7/32	2-3/32	1-11/16	.33
802-209 ¹	1-1/2x1-1/2x1/2	11/16	1-9/16	2-3/32	2-9/32	4-5/32	2-11/32	1-13/32	.39
802-210 ¹	1-1/2x1-1/2x3/4	7/8	1-27/32	2-1/4	2-19/32	4-1/2	2-3/8	1-11/16	.51
802-211	1-1/2x1-1/2x1	27/32	1-9/32	2-1/4	2-3/32	4-15/32	2-3/8	1-11/16	.41
802-212	1-1/2x1-1/2x1-1/4	1-1/32	1-5/32	2-7/16	2-3/32	4-27/32	2-3/8	2-1/16	.47
802-247 ¹	2x2x1/2	1/2	1-1/2	2	2-7/32	4	2-7/8	1-3/16	.45
802-248	2x2x3/4	5/8	1-3/8	2-1/8	2-3/32	4-1/4	2-7/8	1-3/8	.47

¹ Outlet sized with bushing

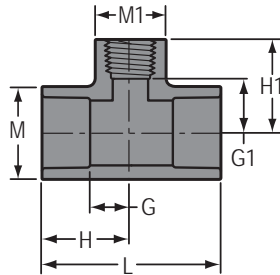


Schedule 80 PVC Technical Information
Schedule 80 Fittings

Pumping&Plumbing

REDUCING TEE (continued)

Socket x Socket x Fipt



Part Number	Size	G	G1	H	H1	L	M	M1	Approx. Wt. (Lbs.)
802-249	2x2x1	27/32	1-1/2	2-11/32	3-11/32	4-11/16	2-7/8	1-11/16	.54
802-250 ¹	2x2x1-1/4	1-3/16	2-1/16	2-11/16	3	5-3/8	2-7/8	2-13/32	.86
802-251 ¹	2x2x1-1/2	1-7/16	2-5/16	2-15/16	3-11/32	5-7/8	2-7/8	2-7/8	1.20
802-287	2-1/2x2-1/2x1/2	9/16	1-25/32	2-5/16	2-15/32	4-19/32	3-1/2	1-3/16	.76
802-288 ¹	2-1/2x2-1/2x3/4	27/32	2-11/32	2-21/32	3-5/32	5-9/32	3-9/16	1-13/16	1.06
802-289 ¹	2-1/2x2-1/2x1	1-3/32	2-11/32	2-27/32	3-1/4	5-11/16	3-1/2	2-1/8	1.19
802-290 ¹	2-1/2x2-1/2x1-1/4	1-3/16	2-15/32	2-31/32	3-15/32	5-15/16	3-1/2	2-3/8	1.30
802-291 ¹	2-1/2x2-1/2x1-1/2	1-7/16	2-1/2	3-3/16	3-1/2	6-3/8	3-1/2	2-7/8	1.51
802-292 ¹	2-1/2x2-1/2x2	1-3/4	3-15/16	3-1/2	2-7/8	7	3-15/32	3-15/32	1.86
802-333 ¹	3x3x1/2	7/8	2-11/16	2-3/4	3-7/16	5-1/2	4-1/8	1-23/32	1.27
802-334 ¹	3x3x3/4	7/8	2-19/32	2-3/4	3-11/32	5-1/2	4-3/16	1-3/4	1.26
802-335 ¹	3x3x1	1-3/16	2-31/32	3-1/16	3-7/8	6-1/8	4-1/8	2-11/32	1.53
802-337 ¹	3x3x1-1/2	1-7/16	2-23/32	3-5/16	3-23/32	6-5/8	4-1/4	2-29/32	1.84
802-338 ¹	3x3x2	2-3/32	3-11/32	3-31/32	4-3/8	7-15/16	4-5/32	4-5/32	3.03
802-339 ¹	3x3x2-1/2	2-3/32	2-3/4	3-31/32	4-5/16	7-15/16	4-1/8	4-1/8	2.90
802-415 ¹	4x4x1/2	1-7/16	3-5/8	3-11/16	4-3/8	7-3/8	5-1/4	2-7/8	2.61
802-416 ¹	4x4x3/4	1-15/32	3-27/32	3-23/32	4-17/32	7-7/16	5-1/4	2-7/8	2.72
802-417 ¹	4x4x1	1-7/16	3-17/32	3-23/32	4-13/32	7-13/32	5-1/4	2-7/8	2.73
802-419 ¹	4x4x1-1/2	3-11/16	3-1/2	3-11/16	3-31/32	7-3/8	5-1/4	2-7/8	2.63
802-420 ¹	4x4x2	2-1/8	4-1/32	4-3/8	5-1/32	8-25/32	5-1/4	4-3/16	3.77
802-421 ¹	4x4x2-1/2	2-1/8	3-15/32	4-3/8	5	8-25/32	5-1/4	4-3/16	3.62
802-422 ¹	4x4x3	2-5/8	3-5/8	4-7/8	5-1/4	9-3/4	5-1/4	5-1/4	5.13
802-525 ¹	6x6x1	2-1/16	5-3/16	5-3/32	6-1/16	10-5/32	7-19/32	4-1/4	7.11
802-528F	6x6x2	4-5/8	5-1/8	7-7/8	6-9/16	15-3/4	7-1/2	3	11.01
802-529 ¹	6x6x2-1/2	2-1/16	4-21/32	5-3/32	6-3/16	10-5/32	7-19/32	4-1/4	6.97
802-530 ¹	6x6x3	2-11/16	4-3/4	5-9/16	6-3/8	11-1/8	7-1/2	5-1/4	13.79
802-532F	6x6x4	5-1/4	6-3/4	8-1/2	8-1/4	17	7-1/2	5-3/16	13.77
802-578F	8x8x2	4-11/16	6-1/16	8-15/16	7-1/2	17-7/8	9-5/8	3	15.46
802-580F	8x8x3	5-3/16	7	9-7/16	8-7/16	18-7/8	9-5/8	4-1/8	18.24
802-582F	8x8x4	5-3/4	7-11/16	10	9-1/8	20	9-5/8	5-3/16	17.71
802-621F	10x10x2	4-3/8	7-9/16	9-5/8	8-15/16	19-1/4	11-15/16	3	26.78
802-623F	10x10x3	4-7/8	8-3/16	10-1/8	9-5/8	20-1/4	11-15/16	4-1/8	31.67
802-624F	10x10x4	5-3/8	8-13/16	10-5/8	10-5/16	21-1/4	11-15/16	5-3/16	32.18
802-661F	12x12x2	4-3/4	8-7/16	11	9-13/16	22	14-1/8	3	37.80
802-663F	12x12x3	5-1/4	9-1/4	11-1/2	10-11/16	23	14-1/8	4-1/8	36.19
802-664F	12x12x4	5-3/4	9-15/16	12	11-7/16	24	14-1/8	5-3/16	47.80

¹ Outlet sized with bushing

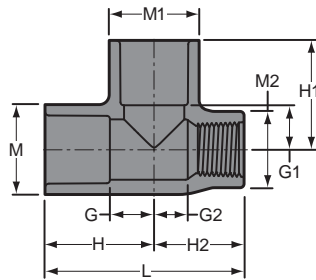
Schedule 80 PVC Technical Information
Schedule 80 Fittings



Pumping&Plumbing

REDUCING TEE

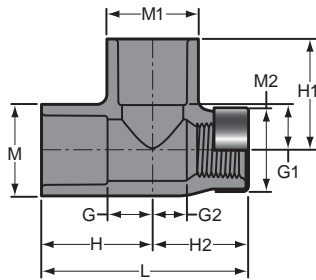
Socket x Fipt x Socket



Part Number	Size	G	G1	G2	H	H1	H2	L	M	M1	M2	Approx. Wt. (Lbs.)
803-095	3/4x1/2x3/4	11/16	11/16	11/16	1-11/16	1-11/16	1-3/8	3-3/32	1-13/32	1-13/32	1-3/16	.15

SPECIAL REINFORCED REDUCING TEE

Socket x SR Fipt x Socket

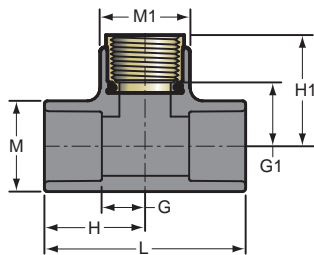


Part Number	Size	G	G1	G2	H	H1	H2	L	M	M1	M2	Approx. Wt. (Lbs.)
803-095SR	3/4x1/2x3/4	11/16	11/16	11/16	1-11/16	1-11/16	1-13/32	3-1/8	1-13/32	1-13/32	1-7/32	.15



TEE

Socket x Socket x Brass Fipt



Part Number	Size	G	G1	H	H1	L	M	M1	Approx. Wt. (Lbs.)
802-005BR	1/2	7/8	31/32	1-7/16	1-17/32	2-5/8	1-5/32	1-7/32	.16
802-007BR	3/4	17/32	1-3/32	1-13/32	1-13/16	3-1/32	1-13/32	1-3/8	.25

Not intended to convey or dispense water for human consumption through drinking or cooking

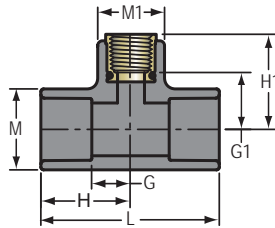


Schedule 80 PVC Technical Information
Schedule 80 Fittings

Pumping&Plumbing

REDUCING TEE

Socket x Socket x Brass Fipt



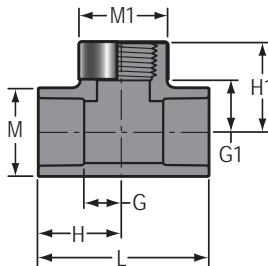
Part Number	Size	G	G1	H	H1	L	M	M1	Approx. Wt. (Lbs.)
802-072BR	1/2x1/2x1/4	7/16	7/8	1-5/16	1-17/32	2-5/8	1-3/16	1-3/16	.22
802-101BR	3/4x3/4x1/2	7/16	1-1/32	1-7/16	1-5/8	2-29/32	1-13/32	1-3/16	.19

Not intended to convey or dispense water for human consumption through drinking or cooking



SPECIAL REINFORCED TEE

Socket x Socket x SR Fipt



Part Number	Size	G	G1	H	H1	L	M	M1	Approx. Wt. (Lbs.)
802-005SR	1/2	5/8	5/8	1-15/32	1-3/8	2-15/16	1-7/32	1-13/32	.13
802-007SR	3/4	19/32	11/16	1-19/32	1-13/32	3-3/16	1-13/32	1-13/32	.15
802-010SR	1	21/32	11/16	1-13/16	1-5/8	3-5/8	1-23/32	1-11/16	.25
802-012SR	1-1/4	13/16	1-1/16	2-3/32	1-15/16	4-3/16	2-3/32	2-1/16	.37
802-015SR	1-1/2	15/16	1-7/32	2-11/32	2-5/32	4-11/16	2-11/32	2-7/16	.51
802-020SR	2	1-5/16	1-1/2	2-13/16	2-13/32	5-21/32	2-7/8	3-1/32	.80
802-030SR	3	1-27/32	2-3/32	3-23/32	3-17/32	7-7/16	4-9/32	4-9/32	2.33
802-040SR	4	2-11/32	2-21/32	4-5/8	4-5/32	9-7/32	5-1/4	5-1/4	3.40

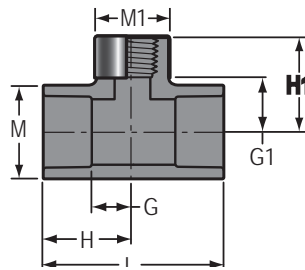
Schedule 80 PVC Technical Information
Schedule 80 Fittings



Pumping&Plumbing

SPECIAL REINFORCED REDUCING TEE

Socket x Socket x SR Fipt



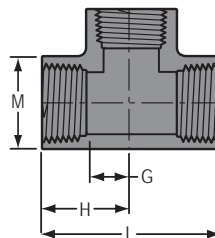
Part Number	Size	G	G1	H	H1	L	M	M1	Approx. Wt. (Lbs.)
802-072SR	1/2x1/2x1/4	7/16	11/16	1-5/16	1-7/32	2-5/8	1-5/32	27/32	.09
802-098SR	3/4x3/4x1/4	7/8	13/16	1-7/16	1-5/16	2-7/8	1-3/8	27/32	.12
802-101SR	3/4x3/4x1/2	19/32	25/32	1-19/32	1-15/32	3-7/32	1-13/32	1-3/16	.15
802-128SR ¹	1x1x1/4	7/8	2-5/8	2	2-11/16	4	2-3/32	27/32	.43
802-130SR	1x1x1/2	7/16	29/32	1-9/16	1-5/8	3-1/8	1-23/32	1-3/16	.19
802-131SR	1x1x3/4	21/32	7/8	1-13/16	1-19/32	3-19/32	1-23/32	1-3/8	.22
802-164SR ¹	1-1/4x1-1/4x1/4	27/32	2-13/16	2-1/8	3-13/32	4-7/32	2-3/32	27/32	.43
802-166SR	1-1/4x1-1/4x1/2	7/16	1-1/8	1-11/16	1-27/32	3-13/32	2-3/32	1-3/16	.26
802-168SR	1-1/4x1-1/4x1	27/32	1-1/32	2-3/32	1-29/32	4-7/32	2-3/32	1-11/16	.35
802-207SR ¹	1-1/2x1-1/2x1/4	27/32	1-31/32	2-1/4	2-19/32	4-15/32	2-11/32	1-3/4	.49
802-211SR	1-1/2x1-1/2x1	27/32	1-7/32	2-1/4	2-1/8	4-15/32	2-3/8	1-11/16	.42
802-212SR	1-1/2x1-1/2x1-1/4	1-1/32	1-5/32	2-7/16	2-3/32	4-27/32	2-3/8	2-1/16	.49
802-247SR	2x2x1/2	1/2	1-1/2	2	2-1/4	4	2-7/8	1-3/16	.45
802-248SR	2x2x3/4	19/32	1-13/32	2-1/8	2-1/8	4-1/4	2-7/8	1-3/8	.48
802-287SR	2-1/2x2-1/2x1/2	9/16	1-3/4	2-5/16	2-1/2	4-19/32	3-1/2	1-7/32	.75
802-331SR ¹	3x3x1/4	1-13/32	4-1/2	3-5/16	5-1/32	6-9/16	4-3/16	27/32	1.90
802-413SR ¹	4x4x1/4	1-7/16	5-3/16	3-11/16	5-25/32	7-3/8	5-1/4	27/32	2.63

¹Outlet sized with bushing



TEE

Fipt x Fipt x Fipt



Part Number	Size	G	H	L	M	Approx. Wt. (Lbs.)
805-002	1/4	1/2	1-3/32	2-3/16	27/32	.06
805-003	3/8	9/16	1-5/32	2-5/16	15/16	.07
805-005	1/2	17/32	1-1/4	2-15/32	1-3/16	.11
805-007	3/4	21/32	1-15/32	2-15/16	1-1/2	.19
805-010	1	3/4	1-23/32	3-7/16	1-27/32	.34
805-012	1-1/4	15/16	1-31/32	3-29/32	2-1/4	.47
805-015	1-1/2	1-1/8	2-3/16	4-3/8	2-13/32	.60
805-020	2	1-5/8	2-5/8	5-1/4	3	1.08
805-025	2-1/2	1-9/16	3-1/8	6-1/4	3-19/32	1.65
805-030	3	1-15/16	3-9/16	7-3/32	4-11/32	2.82
805-040	4	2-15/32	4-7/32	8-7/16	5-3/8	4.28
805-060F	6	8-1/4	9-3/4	19-1/2	7-3/16	20.11

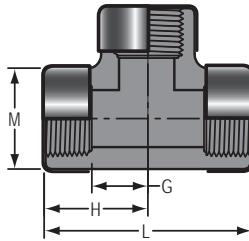


Schedule 80 PVC Technical Information
Schedule 80 Fittings

Pumping&Plumbing

SPECIAL REINFORCED TEE

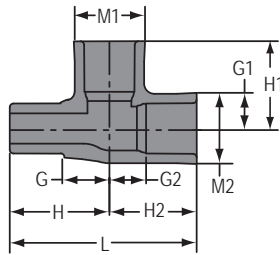
SR Fipt x SR Fipt x SR Fipt



Part Number	Size	G	H	L	M	Approx. Wt. (Lbs.)
805-002SR	1/4	17/32	1-1/8	2-1/4	27/32	.08
805-003SR	3/8	19/32	1-3/16	2-11/32	31/32	.09
805-005SR	1/2	1/2	1-1/4	2-1/2	1-3/16	.14
805-007SR	3/4	19/32	1-11/32	2-11/16	1-3/8	.16
805-010SR	1	7/8	1-25/32	3-9/16	1-11/16	.32
805-015SR	1-1/2	1-1/4	2-3/16	4-13/32	2-13/32	.66
805-020SR	2	1-5/8	2-5/8	5-1/4	3	1.17

STREET TEE

Spigot x Socket x Socket



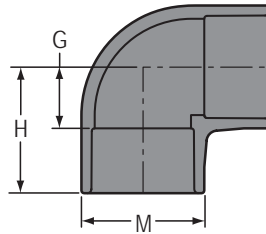
Part Number	Size	G	G1	G2	H	H1	H2	L	M1	M2	Approx. Wt. (Lbs.)
844-005	1/2	23/32	23/32	1/2	1-19/32	1-21/32	1-19/32	3-5/32	1-3/16	1-3/16	.10
844-007	3/4	13/16	27/32	7/8	1-13/16	1-7/8	1-13/16	3-5/8	1-13/32	1-13/32	.15
844-010	1	1-3/32	13/16	13/16	2-7/32	2	2	4-7/32	1-3/4	1-3/4	.26
844-012	1-1/4	1-1/4	1-5/32	1-1/8	2-7/16	2-5/16	2-7/16	4-7/8	2-3/32	2-3/32	.39
844-015	1-1/2	1-13/16	1-1/8	1-1/8	2-7/8	2-9/16	2-9/16	5-11/32	2-11/32	2-11/32	.51
844-020	2	1-23/32	1-7/16	1-13/32	3-1/4	2-15/16	2-15/16	6-5/32	2-7/8	2-7/8	.80

Schedule 80 PVC Technical Information
Schedule 80 Fittings



Pumping&Plumbing

90° ELBOW
 Socket x Socket



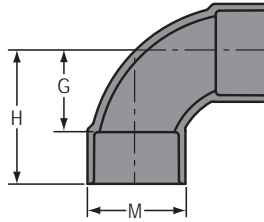
Part Number	Size	G	H	M	Approx. Wt. (Lbs.)
806-002	1/4	11/32	1	13/16	.03
806-003	3/8	15/32	1-1/4	31/32	.05
806-005	1/2	9/16	1-15/32	1-3/16	.08
806-007	3/4	5/8	1-11/16	1-7/16	.12
806-010	1	7/8	2	1-3/4	.20
806-012	1-1/4	1	2-9/32	1-31/32	.30
806-015	1-1/2	1-3/32	2-9/16	2-3/8	.39
806-020	2	1-13/32	2-15/16	2-7/8	.60
806-025	2-1/2	1-9/16	3-11/32	3-15/32	1.09
806-030	3	2-1/32	3-31/32	4-3/16	1.57
806-040	4	2-5/8	4-7/8	5-7/32	2.78
806-045F	4-1/2	6-1/2	9	5-5/8	4.58
806-050	5	3	5-3/4	6-3/8	4.42
806-050F	5	5-1/2	8-1/2	6-5/16	6.23
806-060	6	3-3/4	6-3/4	7-19/32	7.47
806-080	8	4-25/32	8-25/32	9-3/4	14.30
806-080F	8	7-7/8	12-1/8	9-5/8	17.47
806-100	10	5-25/32	11-11/32	12-1/16	28.19
806-100F	10	10	15-1/4	11-15/16	31.86
806-120	12	6-7/8	13-7/16	14-5/16	43.94
806-120F	12	11-1/2	17-3/4	14-1/8	60.28
806-140	14	7-1/2	14-1/2	15-11/16	53.05
806-140F	14	13-1/2	20-1/2	15-1/2	82.49
806-160F	16	15-9/16	23-9/16	17-11/16	101.71
806-180F	18	17-11/16	26-11/16	19-7/8	167.49
806-200F	20	19-13/16	29-13/16	22-1/16	193.41
806-240F	24	24	36	26-7/16	403.66





90° SWEEP ELBOW

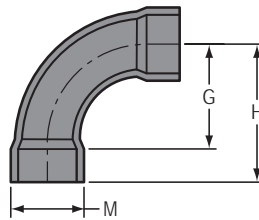
Socket x Socket



Part Number	Size	G	H	M	Approx. Wt. (Lbs.)
806-005S	1/2	27/32	1-23/32	1-3/16	.08
806-007S	3/4	1-1/32	2-1/32	1-13/32	.12
806-010S	1	1-5/16	2-7/16	1-23/32	.20
806-012S	1-1/4	1-9/16	2-13/16	2-3/32	.30
806-015S	1-1/2	1-3/4	3-1/8	2-11/32	.39
806-020S	2	2-5/16	3-13/16	2-7/8	.64

90° LONG SWEEP ELBOW

Socket x Socket



Part Number	Size	G	H	M	Approx. Wt. (Lbs.)
806-005LSF	1/2	1-7/8	2-3/4	1-1/8	.13
806-007LSF	3/4	2-7/16	3-7/16	1-7/16	.22
806-010LSF	1	2-7/8	4	1-11/16	.33
806-012LSF	1-1/4	3-5/8	4-7/8	2-1/16	.50
806-015LSF	1-1/2	4-1/8	5-1/2	2-5/16	.60
806-020LSF	2	4-3/4	6-5/16	2-13/16	.90
806-025LSF	2-1/2	5-3/4	7-3/4	3-7/16	1.65
806-030LSF	3	7	9	4-1/8	2.36
806-040LSF	4	9	11-1/4	5-3/16	4.76
806-060LSF	6	13	16-1/4	7-1/2	12.84
806-080LSF	8	23-1/2	27-3/4	9-5/8	31.58

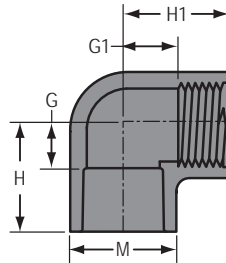
Schedule 80 PVC Technical Information
Schedule 80 Fittings



Pumping&Plumbing

90° ELBOW

Socket x Fipt



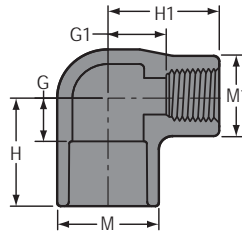
Part Number	Size	G	G1	H	H1	M	Approx. Wt. (Lbs.)
807-002	1/4	5/16	5/16	15/16	15/16	7/8	.03
807-003	3/8	1/4	3/8	1-1/32	1-1/32	1-1/32	.05
807-005	1/2	15/32	9/16	1-11/32	1-9/32	1-3/16	.08
807-007	3/4	5/8	5/8	1-9/16	1-9/16	1-3/8	.09
807-010	1	11/16	25/32	1-13/16	1-11/16	1-23/32	.19
807-012	1-1/4	23/32	1-1/32	1-31/32	1-31/32	2-1/16	.28
807-015	1-1/2	15/16	1-7/32	2-11/32	2-5/32	2-11/32	.39
807-020	2	15/16	1-1/32	2-7/16	2	3	.80
807-030	3	1-27/32	2-7/32	3-23/32	3-9/16	4-9/32	1.72
807-040	4	2-5/16	2-7/8	4-9/16	4-9/32	5-1/4	2.87
807-060 ¹	6	3-3/4	7-1/8	6-3/4	8-7/8	7-9/16	11.48

¹ Outlet sized with Female Adapter



90° REDUCING ELBOW

Socket x Fipt



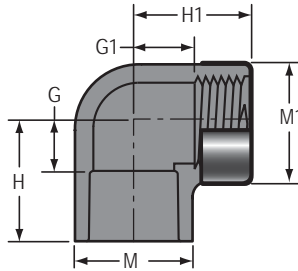
Part Number	Size	G	G1	H	H1	M	M1	Approx. Wt. (Lbs.)
807-101	3/4x1/2	1/2	25/32	1-17/32	1-17/32	1-13/32	1-3/16	.11
807-130 ¹	1x1/2	27/32	1-17/32	1-31/32	2-1/4	1-23/32	1-23/32	.26
807-131 ¹	1x3/4	7/8	1-17/32	2	2-1/4	1-3/4	1-3/4	.25

¹ Outlet sized with Female Adapter



SPECIAL REINFORCED 90° ELBOW

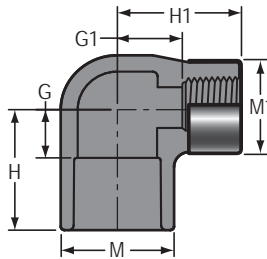
Socket x SR Fipt



Part Number	Size	G	G1	H	H1	M	M1	Approx. Wt. (Lbs.)
807-005SR	1/2	15/32	23/32	1-11/32	1-9/32	1-3/16	1-7/32	.08
807-007SR	3/4	9/16	21/32	1-9/16	1-13/32	1-3/8	1-3/8	.11
807-010SR	1	19/32	13/16	1-23/32	1-23/32	1-11/16	1-23/32	.20
807-012SR	1-1/4	23/32	1-1/32	1-31/32	1-31/32	2-1/16	2-1/16	.30
807-015SR	1-1/2	31/32	1-5/32	2-3/8	2-1/8	2-11/32	2-7/16	.41
807-020SR	2	1-7/32	1-1/2	2-15/32	2-7/16	2-31/32	2-31/32	.83
807-030SR	3	1-13/16	2-7/32	3-23/32	3-9/16	4-9/32	4-9/32	1.98
807-040SR	4	2-9/32	2-25/32	4-9/16	4-7/32	5-1/4	5-1/4	2.94

SPECIAL REINFORCED REDUCING 90° ELBOW

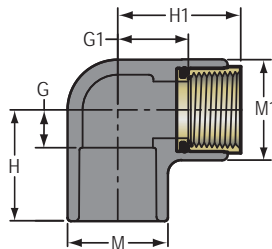
Socket x SR Fipt



Part Number	Size	G	G1	H	H1	M	M1	Approx. Wt. (Lbs.)
807-101SR	3/4x1/2	1/2	13/16	1-17/32	1-17/32	1-13/32	1-3/16	.12
807-130SR	1x1/2	9/16	1	1-23/32	1-5/8	1-23/32	1-3/16	.13

TRANSITION 90° ELBOW

Socket x Brass Fipt



Part Number	Size	G	G1	H	H1	M	M1	Approx. Wt. (Lbs.)
807-005BR	1/2	13/32	31/32	1-9/32	1-17/32	1-3/16	1-7/32	.15
807-007BR	3/4	1/2	1-5/32	1-1/2	1-25/32	1-3/8	1-13/32	.20

Not intended to convey or dispense water for human consumption through drinking or cooking

Schedule 80 PVC Technical Information
Schedule 80 Fittings

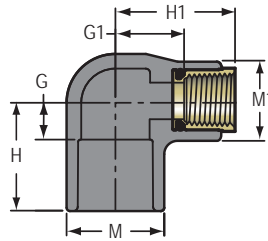


Pumping&Plumbing

TRANSITION REDUCING

90° ELBOW

Socket x Brass Fipt

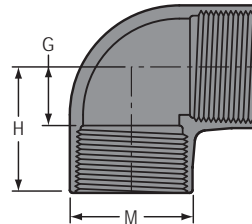


Part Number	Size	G	G1	H	H1	M	M1	Approx. Wt. (Lbs.)
807-101BR	3/4x1/2	1/2	1-1/16	1-1/2	1-5/8	1-13/32	1-3/16	.18

Not intended to convey or dispense water for human consumption through drinking or cooking

90° ELBOW

Fipt x Fipt



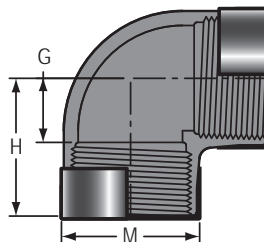
Part Number	Size	G	H	M	Approx. Wt. (Lbs.)
808-002	1/4	11/32	15/16	7/8	.04
808-003	3/8	9/16	1-5/32	15/16	.05
808-005	1/2	1/2	1-7/32	1-9/32	.09
808-007	3/4	5/8	1-3/8	1-3/8	.11
808-010	1	25/32	1-5/8	1-23/32	.20
808-012	1-1/4	15/16	1-7/8	2-1/16	.30
808-015	1-1/2	1-5/32	2-3/32	2-7/16	.46
808-020	2	1-9/16	2-17/32	3	.86
808-025	2-1/2	1-5/8	3-3/16	3-9/16	1.20
808-030	3	1-29/32	3-17/32	4-13/32	2.30
808-040	4	2-13/32	4-5/32	5-7/16	3.22



SPECIAL REINFORCED

90° ELBOW

SR Fipt x SR Fipt



Part Number	Size	G	H	M	Approx. Wt. (Lbs.)
808-003SR	3/8	9/16	1-5/32	15/16	.07
808-005SR	1/2	1/2	1-7/32	1-3/16	.10
808-007SR	3/4	5/8	1-3/8	1-3/8	.13
808-010SR	1	25/32	1-11/16	1-23/32	.23
808-012SR	1-1/4	15/16	1-7/8	2-1/16	.35
808-015SR	1-1/2	1-1/32	2-1/8	2-7/16	.50
808-020SR	2	1-19/32	2-1/2	3	.92

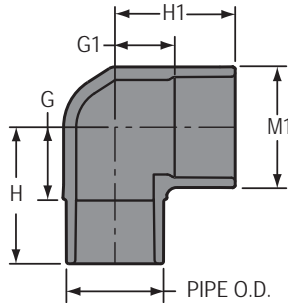


Schedule 80 PVC Technical Information
Schedule 80 Fittings

Pumping&Plumbing

90° STREET ELBOW

Spigot x Socket

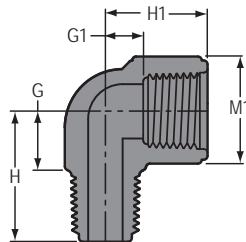


Part Number	Size	G	G1	H	H1	M1	Approx. Wt. (Lbs.)
809-005	1/2	13/16	7/16	1-21/32	1-7/16	1-5/32	.07
809-007	3/4	29/32	11/16	1-27/32	1-11/16	1-3/8	.11
809-010	1	1-1/16	3/4	2-7/32	2	1-23/32	.19
809-012	1-1/4	1-9/32	13/16	2-19/32	2-1/4	2-3/32	.29
809-015	1-1/2	1-7/16	1-3/16	2-13/16	2-9/16	2-3/8	.40
809-020	2	1-3/4	1-7/16	3-1/4	2-31/32	2-7/8	.60
809-025	2-1/2	2-1/2	1-5/8	4-1/2	3-3/8	3-7/16	1.31
809-030	3	2-3/8	1-13/16	4-1/4	3-11/16	4-3/16	1.65
809-040	4	3-1/32	2-1/4	5-9/32	4-17/32	5-1/4	2.82
809-060	6	5-1/4	3-7/8	8-1/2	6-7/8	7-9/16	12.00
809-080	8	7-1/8	4-25/32	11-1/8	8-25/32	9-3/4	17.21
809-100	10	8-5/8	5-13/16	14-5/16	11-3/8	12-1/16	37.73
809-120	12	10-1/8	6-7/8	16-7/8	13-3/8	14-1/8	61.75
809-140F	14	13-1/2	13-1/2	20-1/2	20-1/2	15-1/2	82.49
809-160F	16	19-9/16	15-9/16	28-9/16	23-9/16	17-11/16	120.78
809-180F	18	22-3/16	17-11/16	32-3/16	26-11/16	19-7/8	140.91
809-200F	20	24-13/16	19-13/16	35-13/16	29-13/16	22-1/16	256.44
809-240F	24	30	24	43	36	26-7/16	395.00



90° STREET ELBOW

Mipt x Fipt



Part Number	Size	G	G1	H	H1	M1	Approx. Wt. (Lbs.)
812-002	1/4	17/32	5/16	1-1/32	29/32	13/16	.02
812-005	1/2	13/16	17/32	1-19/32	1-9/32	1-3/16	.08
812-010	1	1-1/32	21/32	1-13/16	1-9/16	1-3/4	.15
812-012	1-1/4	2-9/16	1	3-9/32	1-31/32	2-7/32	.49
812-015 ¹	1-1/2	2-11/16	1-1/4	3-7/16	2-1/8	2-13/32	.54

¹ Outlet sized with Female Adapter

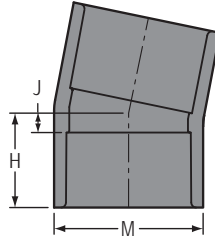
Schedule 80 PVC Technical Information
Schedule 80 Fittings



Pumping&Plumbing

11-1/4° ELBOW

Socket x Socket

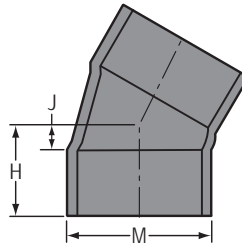


Part Number	Size	H	J	M	Approx. Wt. (Lbs.)
811-015	1-1/2	1-19/32	7/32	2-3/8	.24
811-020	2	1-23/32	7/32	2-27/32	.33
811-025F	2-1/2	2-11/16	11/16	3-7/16	.81
811-030	3	2-3/16	5/16	4-1/8	.88
811-040	4	2-21/32	13/32	5-1/4	1.53
811-045F	4-1/2	3-1/2	1	5-5/8	1.94
811-050F	5	3-13/16	13/16	6-5/16	2.88
811-060F	6	4-1/4	1	7-1/2	4.43
811-080F	8	5-3/8	1-1/8	9-5/8	8.73
811-100F	10	6-11/16	1-7/16	11-15/16	15.93
811-120F	12	7-13/16	1-9/16	14-1/8	24.66
811-140F	14	9	2	15-1/2	33.00
811-160F	16	10-3/8	2-3/8	17-11/16	48.74
811-180F	18	11-3/4	2-3/4	19-7/8	69.12
811-200F	20	13-1/8	3-1/8	22-1/16	96.58
811-240F	24	15-13/16	3-13/16	26-7/16	152.00



30° ELBOW

Socket x Socket



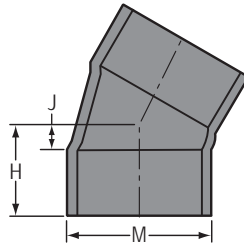
Part Number	Size	H	J	M	Approx. Wt. (Lbs.)
815-005F	1/2	1-7/16	7/16	1-1/8	.07
815-007F	3/4	1-7/16	7/16	1-3/8	.09
815-010F	1	1-3/4	1/2	1-11/16	.14
815-012F	1-1/4	2-3/16	11/16	2-1/16	.22
815-015F	1-1/2	2-3/16	11/16	2-5/16	.30
815-020F	2	2-1/2	3/4	2-13/16	.46
815-025F	2-1/2	2-1/2	3/4	3-7/16	.81
815-030F	3	3-5/16	1-1/16	4-1/8	1.21
815-040F	4	3-7/16	1-3/16	5-3/16	2.14
815-045F	4-1/2	4	1-1/2	5-5/8	2.18
815-050F	5	4-3/8	1-3/8	6-5/16	3.10
815-060	6	4-13/16	1-7/8	7-9/16	5.59



Schedule 80 PVC Technical Information
Schedule 80 Fittings

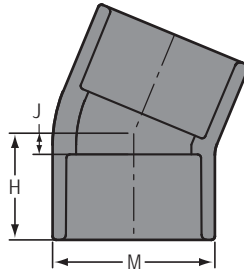
Pumping & Plumbing

30° ELBOW
 Socket x Socket (continued)



Part Number	Size	H	J	M	Approx. Wt. (Lbs.)
815-080F	8	6-3/16	1-15/16	9-5/8	10.08
815-100F	10	7-3/4	2-1/2	11-15/16	17.92
815-120F	12	9-1/16	2-13/16	14-1/8	27.40
815-140F	14	10-7/16	3-7/16	15-1/2	37.94
815-160F	16	11-15/16	3-15/16	17-11/16	55.09
815-180F	18	13-7/16	4-7/16	19-7/8	77.09
815-200F	20	15	5	22-1/16	119.89
815-240F	24	18-1/8	6-1/8	26-7/16	166.30

22-1/2° ELBOW
 Socket x Socket



Part Number	Size	H	J	M	Approx. Wt. (Lbs.)
816-005	1/2	1-1/16	3/16	1-5/32	.06
816-007	3/4	1-3/16	3/16	1-7/16	.09
816-010	1	1-3/8	9/32	1-23/32	.13
816-012	1-1/4	1-1/2	5/16	2-3/32	.19
816-015	1-1/2	1-21/32	1/4	2-3/8	.26
816-015F	1-1/2	2-1/8	5/8	2-5/16	.26
816-020	2	1-7/8	7/16	2-7/8	.38
816-025	2-1/2	2-7/32	15/32	3-1/2	.68
816-025F	2-1/2	2-7/8	7/8	3-7/16	.75
816-030	3	2-13/32	9/16	4-5/32	.95
816-040	4	2-7/8	5/8	5-1/4	1.64
816-045F	4-1/2	3-13/16	1-5/16	5-5/8	2.09
816-050F	5	4-1/8	1-1/8	6-5/16	3.15

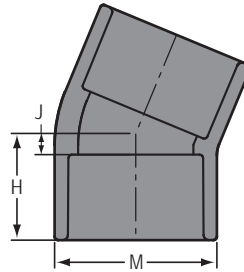
Schedule 80 PVC Technical Information
Schedule 80 Fittings



Pumping&Plumbing

22-1/2° ELBOW (continued)

Socket x Socket

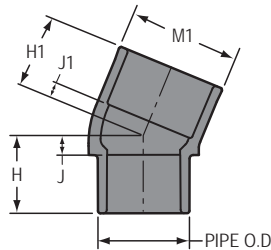


Part Number	Size	H	J	M	Approx. Wt. (Lbs.)
816-060	6	4-9/16	1-3/8	7-7/16	4.33
816-060F	6	4-5/8	1-3/8	7-1/2	5.02
816-080	8	5-1/16	1-1/32	9-3/4	8.19
816-080F	8	5-7/8	1-5/8	9-5/8	9.41
816-100F	10	7-5/16	2-1/16	11-15/16	17.25
816-120F	12	8-9/16	2-5/16	14-1/8	26.03
816-140F	14	9-13/16	2-13/16	15-1/2	34.65
816-160F	16	11-5/16	3-5/16	17-11/16	52.97
816-180F	18	12-3/4	3-3/4	19-7/8	74.44
816-200F	20	14-1/4	4-1/4	22-1/16	119.89
816-240F	24	17-3/16	5-3/16	26-7/16	189.96



22-1/2° STREET ELBOW

Spigot x Socket



Part Number	Size	H	H1	J	J1	M1	Approx. Wt. (Lbs.)
842-005	1/2	7/8	1	1/8	1/8	1-3/16	.05
842-007	3/4	1-1/4	1-5/32	3/16	3/16	1-3/8	.08
842-010	1	1-7/16	1-11/32	5/16	7/32	1-23/32	.13
842-012	1-1/4	1-9/16	1-9/16	5/16	3/8	2-3/32	.20
842-015	1-1/2	1-21/32	1-7/8	9/32	1/2	2-3/8	.26
842-020	2	2	1-29/32	15/32	13/32	2-7/8	.40
842-025	2-1/2	2-7/32	2-7/32	15/32	15/32	3-1/2	.66
842-030	3	2-1/2	2-5/16	21/32	7/16	4-5/32	1.44
842-040	4	2-27/32	3-1/32	9/16	25/32	5-1/4	1.67
842-060	6	5-11/16	3-15/16	2-3/8	7/8	7-5/8	9.46
842-080	8	7-3/8	5-1/8	3-1/8	1-1/8	9-3/4	5.61

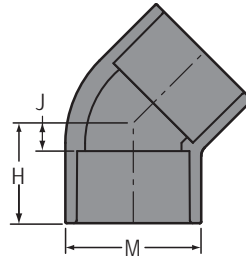


Schedule 80 PVC Technical Information
Schedule 80 Fittings

Pumping&Plumbing

45° ELBOW

Socket x Socket



Part Number	Size	H	J	M	Approx. Wt. (Lbs.)
817-002	1/4	13/16	5/32	27/32	.03
817-003	3/8	31/32	7/32	1	.04
817-005	1/2	1-1/8	1/4	1-3/16	.06
817-007	3/4	1-5/16	5/16	1-7/16	.09
817-010	1	1-7/16	5/16	1-23/32	.15
817-012	1-1/4	1-5/8	3/8	2-1/8	.23
817-015	1-1/2	1-13/16	7/16	2-3/8	.30
817-020	2	2-1/8	5/8	2-7/8	.45
817-025	2-1/2	2-13/32	21/32	3-1/2	.77
817-030	3	2-29/32	29/32	4-5/32	1.12
817-040	4	3-5/16	1-1/16	5-1/4	2.00
817-045F	4-1/2	4-1/2	2	5-5/8	2.32
817-050	5	4	1-11/32	6-13/32	3.23
817-050F	5	4-7/8	1-7/8	6-5/16	3.86
817-060	6	4-3/4	1-3/4	7-19/32	5.52
817-080	8	6	2	9-3/4	10.09
817-100	10	8-3/16	2-19/32	12-3/16	20.62
817-100F	10	8-11/16	3-7/16	11-15/16	19.91
817-120	12	9-11/16	3-3/32	14-13/32	34.04
817-120F	12	10-1/8	3-7/8	14-1/8	31.51
817-140	14	10-5/16	3-5/16	15-5/8	40.00
817-140F	14	11-9/16	4-9/16	15-1/2	42.89
817-160F	16	13-5/16	5-5/16	17-11/16	61.45
817-180F	18	15	6	19-7/8	87.73
817-200F	20	16-3/4	6-3/4	22-1/16	107.05
817-240F	24	20-3/16	8-3/16	26-7/16	204.20



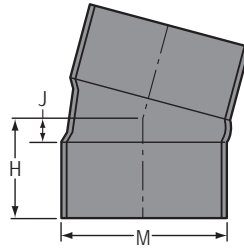
Schedule 80 PVC Technical Information
Schedule 80 Fittings



Pumping&Plumbing

15° ELBOW

Socket x Socket



Part Number	Size	H	J	M	Approx. Wt. (Lbs.)
818-020F	2	2-5/16	9/16	2-13/16	.42
818-025F	2-1/2	2-3/4	3/4	3-7/16	.79
818-030F	3	3	3/4	4-1/8	1.10
818-040F	4	3-1/8	7/8	5-3/16	1.90
818-045F	4-1/2	3-5/8	1-1/2	5-5/8	2.00
818-050F	5	3-15/16	15/16	6-5/16	2.98
818-060F	6	4-3/8	1-1/8	7-1/2	4.43
818-080F	8	4-1/2	1-1/4	9-5/8	8.73
818-100F	10	6-15/16	1-11/16	11-15/16	15.93
818-120F	12	8-1/16	1-13/16	14-1/8	24.66
818-140F	14	9-5/16	2-5/16	15-1/2	34.65
818-160F	16	10-11/16	2-11/16	17-11/16	50.85
818-180F	18	12-1/16	3-1/16	19-7/8	71.78
818-200F	20	13-1/2	3-1/2	22-1/16	119.89
818-240F	24	16-1/4	4-1/4	26-7/16	170.96



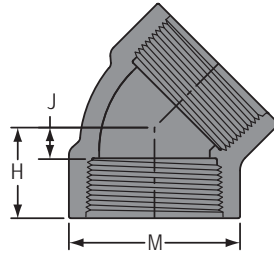


Schedule 80 PVC Technical Information
Schedule 80 Fittings

Pumping&Plumbing

45° ELBOW

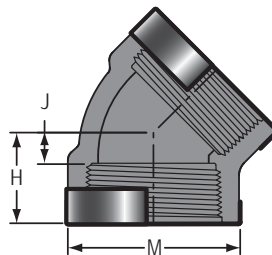
Fipt x Fipt



Part Number	Size	H	J	M	Approx. Wt. (Lbs.)
819-002	1/4	25/32	3/16	27/32	.03
819-003	3/8	13/16	3/16	1	.04
819-005	1/2	31/32	5/16	1-3/16	.07
819-007	3/4	1-3/32	13/32	1-3/8	.11
819-010	1	1-7/32	7/32	1-11/16	.14
819-012	1-1/4	1-7/16	7/16	2-3/16	.24
819-015	1-1/2	1-1/2	15/32	2-1/2	.31
819-020	2	1-23/32	21/32	3	.46
819-025	2-1/2	2-17/32	31/32	3-1/2	1.14
819-030	3	2-23/32	1	4-9/32	1.78
819-040	4	3-1/4	1-7/32	5-1/4	2.71

SPECIAL REINFORCED 45° ELBOW

SR Fipt x SR Fipt



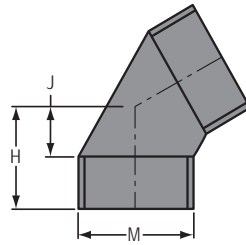
Part Number	Size	H	J	M	Approx. Wt. (Lbs.)
819-005SR	1/2	1	5/16	1-3/16	.09
819-007SR	3/4	1-1/8	13/32	1-3/8	.10
819-010SR	1	1-1/4	13/32	1-23/32	.17

Schedule 80 PVC Technical Information
Schedule 80 Fittings



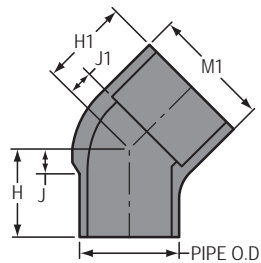
Pumping&Plumbing

60° ELBOW
 Socket x Socket



Part Number	Size	H	J	M	Approx. Wt. (Lbs.)
824-005F	1/2	1-5/8	5/8	1-1/8	.13
824-007F	3/4	1-11/16	11/16	1-3/8	.18
824-010F	1	2	3/4	1-11/16	.33
824-012F	1-1/4	2-1/2	1	2-1/16	.68
824-015F	1-1/2	2-5/8	1-1/8	1-3/8	.74
824-020F	2	3	1-1/4	2-13/16	.93
824-025F	2-1/2	3-9/16	1-9/16	3-7/16	.73
824-030F	3	4	1-3/4	4-1/8	2.53
824-040F	4	4-5/16	2-1/16	5-3/16	4.05
824-050F	5	5-3/8	2-3/8	6-5/16	7.08
824-060F	6	6-1/8	2-7/8	7-1/2	9.30
824-080F	8	7-3/4	3-1/2	9-5/8	18.81
824-100F	10	9-11/16	4-7/16	11-15/16	33.04
824-120F	12	11-5/16	5-1/16	14-1/8	31.51
824-140F	14	12-15/16	5-15/16	15-1/2	42.89
824-160F	16	14-13/16	6-13/16	17-11/16	108.07
824-180F	18	16-3/4	7-3/4	19-7/8	95.71
824-200F	20	23-11/16	13-11/16	22-1/16	239.76
824-240F	24	28-11/16	16-11/16	26-7/16	348.00

45° STREET ELBOW
 Spigot x Socket



Part Number	Size	H	H1	J	J1	M1	Approx. Wt. (Lbs.)
827-005	1/2	1-9/32	1-5/16	11/32	7/16	1-3/16	.06
827-007	3/4	1-1/2	1-1/2	7/16	1/2	1-13/32	.10
827-010	1	1-25/32	1-1/2	19/32	3/8	1-3/4	.15
827-012	1-1/4	2	1-23/32	5/8	15/32	2-3/32	.22
827-015	1-1/2	2-1/32	2-1/8	19/32	25/32	2-11/32	.30
827-020	2	2-5/16	2-11/32	11/16	3/8	2-27/32	.44
827-025	2-1/2	3-11/16	2-9/16	1-11/16	13/16	3-1/2	1.09
827-030	3	3-1/4	2-13/16	1-3/16	29/32	4-5/32	1.22
827-040	4	3-13/16	3-13/16	1-9/32	1-9/16	5-1/4	2.15
827-060	6	5-3/32	4-25/32	2-1/16	2-1/16	7-19/32	5.70
827-080	8	6-5/8	5-31/32	2-19/32	1-3/4	9-3/4	10.53

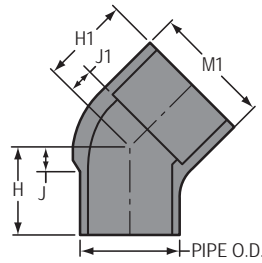


Schedule 80 PVC Technical Information
Schedule 80 Fittings

Pumping&Plumbing

45° STREET ELBOW (continued)

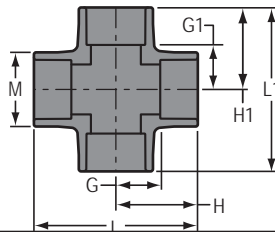
Spigot x Socket



Part Number	Size	H	H1	J	J1	M1	Approx. Wt. (Lbs.)
827-100	10	10-21/32	8-3/16	2-19/32	5-5/16	12-3/16	25.62
827-120	12	13-1/4	9-11/16	6-3/8	3-3/32	14-13/32	45.44
827-140F	14	11-9/16	11-9/16	4-9/16	4-9/16	15-1/2	61.04
827-160F	16	18-5/16	13-5/16	9-5/16	5-5/16	17-11/16	78.40
827-180F	18	20-1/2	15	10-1/2	6	19-7/8	114.32
827-200F	20	22-3/4	16-3/4	11-3/4	6-3/4	22-1/16	156.53
827-240F	24	27-3/16	20-3/16	14-3/16	8-3/16	26-7/16	261.19

CROSS

Socket x Socket x Socket x Socket



Part Number	Size	G	G1	H	H1	L	L1	M	Approx. Wt. (Lbs.)
820-002	1/4	13/32	13/32	1-1/32	1-1/32	2-1/16	2-1/16	27/32	.05
820-005	1/2	9/16	9/16	1-15/32	1-15/32	2-15/16	2-15/16	1-3/16	.13
820-007	3/4	5/8	5/8	1-5/8	1-5/8	3-9/32	3-9/32	1-13/32	.22
820-010	1	31/32	31/32	2-3/32	2-3/32	4-7/32	4-7/32	1-23/32	.39
820-012	1-1/4	1-3/32	1-3/32	2-3/8	2-3/8	4-3/4	4-3/4	2-1/8	.63
820-015	1-1/2	1-1/4	1-1/4	2-5/8	2-5/8	5-1/4	5-1/4	2-3/8	.80
820-020	2	1-1/2	1-1/2	3	3	6	6	3	1.34
820-025	2-1/2	1-11/16	1-11/16	3-15/32	3-15/32	6-29/32	6-29/32	3-17/32	2.02
820-030	3	2-3/32	2-3/32	3-31/32	3-31/32	7-15/16	7-15/16	4-11/32	3.30
820-040	4	2-5/8	2-5/8	4-7/8	4-7/8	9-3/4	9-3/4	5-11/32	5.31
820-050F	5	5-1/2	5-1/2	8-1/2	8-1/2	17	17	6-5/16	14.69
820-060F	6	6-1/4	6-1/4	9-1/2	9-1/2	19	19	7-1/2	16.19
820-080F	8	7-5/8	7-5/8	11-7/8	11-7/8	23-3/4	23-3/4	9-5/8	28.22
820-100F	10	9	9	14-1/4	14-1/4	28-1/2	28-1/2	11-15/16	49.78
820-120F	12	11-1/4	11-1/4	17-1/2	17-1/2	35	35	14-1/8	80.83
820-140F	14	12-1/4	12-1/4	19-1/4	19-1/4	38-1/2	38-1/2	15-1/2	108.89
820-160F	16	13	13	21	21	42	42	17-11/16	156.80
820-180F	18	13-3/4	13-3/4	22-3/4	22-3/4	45-1/2	45-1/2	19-7/8	215.35
820-200F	20	16-3/8	16-3/8	26-3/8	26-3/8	52-3/4	52-3/4	22-1/16	300.00
820-240F	24	20-1/4	20-1/4	32-1/4	32-1/4	64-1/2	64-1/2	26-7/16	527.13

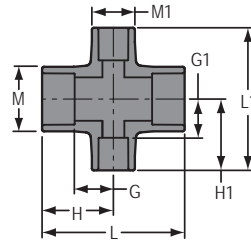
Schedule 80 PVC Technical Information
Schedule 80 Fittings



Pumping&Plumbing

REDUCING CROSS

Socket x Socket x Socket x Socket



Part Number	Size	G	G1	H	H1	L	L1	M	M1	Approx. Wt. (Lbs.)
820-130 ¹	1x1x1/2x1/2	1	1-7/16	2-1/8	2-3/8	4-7/32	4-3/4	1-23/32	1-23/32	.56
820-131	1x1x1/2x3/4	23/32	5/8	1-5/8	1-5/8	3-1/4	3-1/4	1-7/8	1-1/2	.30
820-166 ¹	1-1/4x1-1/4x1/2x1/2	1-3/32	1-3/32	2-3/8	2-11/16	4-3/4	5-3/16	3-3/32	3-3/32	.82
820-167	1-1/4x1-1/4x3/4x3/4	1-1/16	23/32	2-1/16	1-31/32	4-3/32	3-31/32	2-1/16	1-13/32	.33
820-209 ¹	1-1/2x1-1/2x1/2x1/2	1-7/32	1-7/32	2-21/32	2-31/32	5-1/4	5-15/16	2-3/8	2-3/8	1.18
820-210	1-1/2x1-1/2x3/4x3/4	11/16	1-5/32	2-3/32	2-3/16	4-3/16	4-11/32	2-3/8	1-13/32	.40
820-211 ¹	1-1/2x1-1/2x1x1	1-3/4	1-3/4	2-5/8	3	5-5/16	5-7/8	1-3/8	1-3/8	1.12
820-248	2x2x3/4x3/4	11/16	1-7/16	2-7/32	2-7/16	4-13/32	4-7/8	2-29/32	1-13/32	.55
820-249 ¹	2x2x1x1	1-1/2	2-9/32	3	3-7/16	6	6-27/32	3	3	1.81
820-251	2x2x1-1/2x1-1/2	1-1/2	2	3	3-3/8	6	6-3/4	2-7/8	2-7/8	1.72
820-289	2-1/2x2-1/2x1x1	7/8	1-23/32	2-11/16	2-7/8	5-11/32	5-3/4	3-1/2	1-3/4	.97
820-291 ¹	2-1/2x2-1/2x1-1/2x1-1/2	1-11/16	2-15/32	3-7/16	3-27/32	6-7/8	7-23/32	3-9/16	3-9/16	2.83
820-336 ¹	3x3x1-1/4x1-1/4	2-3/32	3-1/8	3-31/32	4-3/8	7-29/32	8-3/4	4-3/16	4-3/16	4.23
820-338 ¹	3x3x2x2	2-3/32	2-27/32	3-31/32	4-5/16	7-29/32	8-5/8	4-13/32	4-5/16	4.23
820-420 ¹	4x4x2x2	2-5/8	3-13/16	4-7/8	5-11/32	9-3/4	10-21/32	5-11/32	5-7/32	7.33
820-420F	4x4x2x2	3-7/8	4-1/4	6-1/8	6	12-1/4	12	5-3/16	2-13/16	5.26
820-422 ¹	4x4x3x3	2-5/8	3-7/16	4-7/8	5-5/16	9-3/4	10-5/8	5-1/4	5-1/4	6.94
820-528F	6x6x2x2	4-5/8	5-3/16	7-7/8	6-15/16	15-3/4	13-7/8	7-1/2	2-13/16	7.19
820-530F	6x6x3x3	4-3/4	5-3/4	8	8	16	16	7-1/2	4-1/8	12.60
820-532F	6x6x4x4	5-1/4	6-3/4	8-1/2	9	17	18	7-1/2	5-3/16	14.54
820-533F	6x6x5x5	5-3/4	6-1/2	9	9-1/2	18	19	7-1/2	6-5/16	14.00
820-578F	8x8x2x2	4-11/16	6-1/8	8-15/16	7-7/8	17-7/8	15-3/4	9-5/8	2-13/16	11.30
820-580F	8x8x3x3	5-3/16	6-11/16	9-7/16	8-15/16	18-7/8	17-7/8	9-5/8	4-1/8	12.93
820-582F	8x8x4x4	5-3/4	7-11/16	10	9-15/16	20	19-7/8	9-5/8	5-3/16	21.87
820-585F	8x8x6x6	6-3/4	8-1/16	11	11-5/16	22	22-5/8	9-5/8	7-1/2	30.04
820-621F	10x10x2x2	4-3/8	7-1/8	9-5/8	8-7/8	19-1/4	17-11/16	11-15/16	2-13/16	19.45
820-622F	10x10x2-1/2x2-1/2	5-1/4	7-5/16	10-1/2	9-5/16	21	18-5/8	11-15/16	3-7/16	20.00
820-623F	10x10x3x3	4-7/8	7-11/16	10-1/8	9-15/16	20-1/4	19-13/16	11-15/16	4-1/8	21.42
820-624F	10x10x4x4	5-3/8	8-11/16	10-5/8	10-15/16	21-1/4	21-13/16	11-15/16	5-3/16	24.17
820-626F	10x10x6x6	5-7/8	9-1/16	11-1/8	12-5/16	22-1/4	24-5/8	11-15/16	7-1/2	40.79
820-628F	10x10x8x8	8-1/4	9-15/16	13-1/2	14-3/16	27	28-3/8	11-15/16	9-5/8	65.94
820-661F	12x12x2x2	4-3/4	8	11	9-3/4	22	19-1/2	14-1/8	2-13/16	29.32
820-663F	12x12x3x3	5-1/4	8-9/16	11-1/2	10-13/16	23	21-5/8	14-1/8	4-1/8	33.02
820-664F	12x12x4x4	5-3/4	9-9/16	12	11-13/16	24	23-5/8	14-1/8	5-3/16	33.78
820-666F	12x12x6x6	7-1/4	9-15/16	13-1/4	13-3/16	26-1/2	26-3/8	14-1/8	7-1/2	57.20
820-668F	12x12x8x8	8	10-13/16	14-1/4	15-1/16	28-1/2	30-1/8	14-1/8	9-5/8	66.12
820-670F	12x12x10x10	9-5/8	10-13/16	15-7/8	16-1/16	31-3/4	32-1/8	14-1/8	11-15/16	105.91
820-691F	14x14x2x2	5-3/16	8-9/16	12-3/16	10-5/16	24-3/8	20-5/8	15-1/2	2-13/16	38.49
820-693F	14x14x3x3	5-3/4	9-1/8	12-3/4	11-3/8	25-1/2	22-3/4	15-1/2	4-1/8	49.59

¹ Outlet sized with bushing



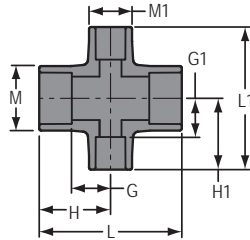


Schedule 80 PVC Technical Information
Schedule 80 Fittings

Pumping&Plumbing

REDUCING CROSS (continued)

Socket x Socket x Socket x Socket



Part Number	Size	G	G1	H	H1	L	L1	M	M1	Approx. Wt. (Lbs.)
										PVC
820-694F	14x14x4x4	6-1/2	10-1/8	13-1/2	12-3/8	27	24-3/4	15-1/2	5-3/16	43.51
820-696F	14x14x6x6	8-1/4	10-1/2	15-1/4	13-3/4	30-1/2	27-1/2	15-1/2	7-1/2	78.72
820-698F	14x14x8x8	9-1/4	11-3/8	16-1/4	15-5/8	32-1/2	31-1/4	15-1/2	9-5/8	75.53
820-700F	14x14x10x10	10-1/8	11-3/8	17-1/8	16-5/8	34-1/4	33-1/4	15-1/2	11-15/16	95.66
820-702F	14x14x12x12	11	11-3/8	18	17-5/8	36	35-1/4	15-1/2	14-1/8	98.88
820-751F	16x16x2x2	5-7/8	9-1/2	13-7/8	11-1/4	27-3/4	22-1/2	17-11/16	2-13/16	55.64
820-752F	16x16x2-1/2x2-1/2	6	9-11/16	14	11-11/16	28	23-3/8	17-11/16	3-7/16	56.18
820-753F	16x16x3x3	6-5/16	10-1/16	14-5/16	12-5/16	28-5/8	24-5/8	17-11/16	4-1/8	58.72
820-754F	16x16x4x4	6-1/8	11-1/16	14-1/8	13-5/16	28-1/4	26-5/8	17-11/16	5-3/16	61.59
820-756F	16x16x6x6	8-5/8	11-7/16	16-5/8	14-11/16	33-1/4	29-3/8	17-11/16	7-1/2	93.13
820-758F	16x16x8x8	9-5/8	12-5/16	17-5/8	16-9/16	35-1/4	33-1/8	17-11/16	9-5/8	91.88
820-760F	16x16x10x10	10-5/8	12-5/16	18-5/8	17-9/16	37-1/4	35-1/8	17-11/16	11-15/16	104.59
820-762F	16x16x12x12	11-5/8	12-5/16	19-5/8	18-9/16	39-1/4	37-1/8	17-11/16	14-1/8	141.98
820-764F	16x16x14x14	12-3/4	12-11/16	20-3/4	19-11/16	41-1/2	39-3/8	17-11/16	15-1/2	129.00
820-784F	18x18x4x4	6-7/8	11-15/16	15-7/8	14-3/16	31-3/4	28-3/8	19-7/8	5-3/16	92.66
820-786F	18x18x6x6	8-1/2	12-5/16	17-1/2	15-9/16	35	31-1/8	19-7/8	7-1/2	118.63
820-788F	18x18x8x8	9-1/2	13-3/16	18-1/2	17-7/16	37	34-7/8	19-7/8	9-5/8	128.81
820-790F	18x18x10x10	10-1/2	13-3/16	19-1/2	18-7/16	39	36-7/8	19-7/8	11-15/16	130.87
820-792F	18x18x12x12	11-1/2	13-3/16	20-1/2	19-7/16	41	38-7/8	19-7/8	14-1/8	147.26
820-794F	18x18x14x14	12-3/4	13-9/16	21-3/4	20-9/16	43-1/2	41-1/8	19-11/16	15-1/2	164.25
820-796F	18x18x16x16	13-1/2	14-3/16	22-1/2	22-3/16	45	44-3/8	19-11/16	17-11/16	189.00
820-814F	20x20x4x4	7-11/16	12-7/8	17-11/16	15-1/8	35-3/8	30-1/4	22-1/16	5-3/16	115.50
820-816F	20x20x6x6	8-7/8	13-1/4	18-7/8	16-1/2	37-3/4	33	22-1/16	7-1/2	133.63
820-818F	20x20x8x8	9-7/8	14-1/8	19-7/8	18-3/8	39-3/4	36-3/4	22-1/16	9-5/8	153.30
820-820F	20x20x10x10	10-7/8	14-1/8	20-7/8	19-3/8	41-3/4	38-3/4	22-1/16	11-15/16	168.43
820-822F	20x20x12x12	11-7/8	14-1/8	21-7/8	20-3/8	43-3/4	40-3/4	22-1/16	14-1/8	186.06
820-824F	20x20x14x14	12-7/8	14-1/2	22-7/8	21-1/2	45-3/4	43	22-1/16	15-1/2	204.39
820-826F	20x20x16x16	14	15-1/8	24	23-1/8	48	46-1/4	22-1/16	17-11/16	230.10
820-828F	20x20x18x18	15	15	25	24	50	48	22-1/16	19-7/8	258.28
820-904F	24x24x4x4	9	14-11/16	21	16-15/16	42	33-7/8	26-7/16	5-3/16	192.22
820-906F	24x24x6x6	9-1/4	15-1/16	21-1/4	18-5/16	42-1/2	36-5/8	26-7/16	7-1/2	211.33
820-908F	24x24x8x8	10-1/4	15-15/16	22-1/4	20-3/16	44-1/2	40-3/8	26-7/16	9-5/8	221.76
820-910F	24x24x10x10	11-1/4	15-15/16	23-1/4	21-3/16	46-1/2	42-3/8	26-7/16	11-15/16	249.91
820-912F	24x24x12x12	12-1/4	15-15/16	24-1/4	22-3/16	48-1/2	44-3/8	26-7/16	14-1/8	279.88



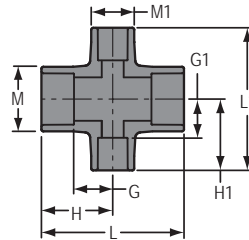
Schedule 80 PVC Technical Information
Schedule 80 Fittings



Pumping&Plumbing

REDUCING CROSS (continued)

Socket x Socket x Socket x Socket

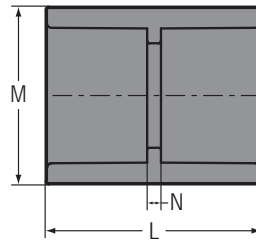


Part Number PVC	Size	G	G1	H	H1	L	L1	M	M1	Approx. Wt. (Lbs.)
										PVC
820-914F	24x24x14x14	13-1/4	16-5/16	25-1/4	23-5/16	50-1/2	46-5/8	26-1/16	15-1/2	301.05
820-916F	24x24x16x16	14-3/4	16-15/16	26-3/4	24-15/16	53-1/2	49-7/8	26-7/16	17-11/16	329.60
820-918F	24x24x18x18	15-3/4	16-13/16	27-3/4	25-13/16	55-1/2	51-5/8	26-7/16	19-7/8	360.62
820-920F	24x24x20x20	16-3/4	18-3/16	28-3/4	28-3/16	57-1/2	56-3/8	26-7/16	22-1/16	398.22



COUPLING

Socket x Socket



Part Number	Size	L	M	N	Approx. Wt. (Lbs.)
829-002	1/4	1-3/8	27/32	1/16	.02
829-003	3/8	1-5/8	1	3/32	.03
829-005	1/2	1-7/8	1-3/16	1/8	.05
829-007	3/4	2-1/8	1-13/32	1/8	.07
829-010	1	2-15/32	1-23/32	3/16	.13
829-012	1-1/4	2-23/32	2-7/32	7/32	.22
829-015	1-1/2	2-7/8	2-11/32	3/32	.21
829-020	2	3-1/8	2-27/32	3/32	.31
829-025	2-1/2	3-11/16	3-15/32	1/4	.55
829-030	3	3-31/32	4-5/32	3/16	.79
829-040	4	4-3/4	5-5/16	1/4	1.34
829-050	5	5-21/32	6-3/8	3/16	2.06
829-050F	5	7-3/8	6-5/16	1-3/8	2.60
829-060	6	6-3/8	7-9/16	1/4	3.39
829-080	8	8-1/4	9-23/32	9/32	6.55
829-100	10	10-9/32	12-1/16	1/4	11.76
829-100F	10	12-1/2	11-15/16	2	13.94
829-120	12	12-3/8	14-7/32	3/8	19.39
829-120F	12	14-1/4	14-1/8	1-3/4	21.92



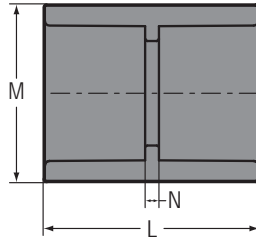
Schedule 80 PVC Technical Information
Schedule 80 Fittings

Pumping&Plumbing

COUPLING

Socket x Socket

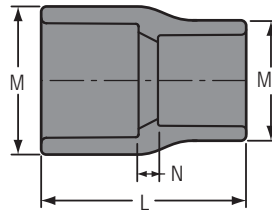
(continued)



Part Number	Size	L	M	N	Approx. Wt. (Lbs.)
829-140	14	14-7/16	15-5/8	3/8	29.70
829-140F	14	16-1/4	15-1/2	2-1/4	29.70
829-160F	16	18-5/8	17-11/16	2-5/8	42.38
829-180F	18	22	19-7/8	4	63.81
829-200F	20	23-3/4	22-1/16	3-3/4	86.58
829-240F	24	29-1/4	26-7/16	5-1/4	147.22

REDUCER COUPLING

Socket x Socket



Part Number	Size	L	M	M1	N	Approx. Wt. (Lbs.)
829-101	3/4x1/2	2-3/32	1-13/32	1-5/32	7/32	.07
829-130	1x1/2	2-3/16	1-23/32	1-13/32	7/32	.11
829-131	1x3/4	2-13/32	1-23/32	1-13/32	1/4	.10
829-166	1-1/4x1/2	2-9/16	2-3/32	1-5/32	7/16	.13
829-167	1-1/4x3/4	2-19/32	2-3/32	1-5/8	11/32	.17
829-168	1-1/4x1	2-11/16	2-1/8	1-3/4	5/16	.17
829-209	1-1/2x1/2	2-27/32	2-11/32	1-3/16	19/32	.19
829-210	1-1/2x3/4	2-7/8	2-3/8	1-13/32	17/32	.21
829-211	1-1/2x1	2-7/8	2-11/32	1-15/16	3/8	.26
829-212	1-1/2x1-1/4	2-13/16	2-13/32	2-1/8	5/32	.22
829-247	2x1/2	3-3/32	2-7/8	1-5/32	11/16	.30
829-248	2x3/4	3-7/32	2-7/8	1-13/32	23/32	.30
829-249	2x1	3-1/8	2-7/8	1-23/32	17/32	.33
829-250	2x1-1/4	3-11/32	2-7/8	2-3/32	19/32	.31
829-251	2x1-1/2	3-7/32	2-27/32	2-11/32	1/4	.30
829-290 ¹	2-1/2x1-1/4	3-29/32	3-1/2	2-3/8	15/16	.57
829-291	2-1/2x1-1/2	3-3/4	3-1/2	2-3/8	19/32	.51
829-292	2-1/2x2	3-21/32	3-15/32	2-27/32	13/32	.48
829-335	3x1	4-7/16	4-1/8	2-7/8	1-7/16	1.00
829-336 ¹	3x1-1/4	4-7/32	4-5/32	2-29/32	1-1/16	.94
829-337 ¹	3x1-1/2	4-13/32	4-5/32	2-7/8	1-3/16	.94

Schedule 80 PVC Technical Information
Schedule 80 Fittings

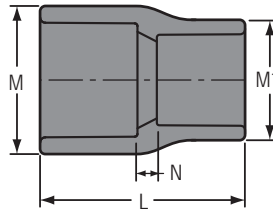


Pumping&Plumbing

REDUCER COUPLING

(continued)

Socket x Socket



Part Number	Size	L	M	M1	N	Approx. Wt. (Lbs.)
829-338	3x2	4	4-5/32	2-27/32	11/16	.68
829-339	3x2-1/2	3-27/32	4-3/16	3-1/2	7/32	.78
829-339F	3x2-1/2	6	4-1/16	3-7/16	1-3/4	.90
829-416 ¹	4x3/4	5-23/32	5-9/32	2-29/32	2-13/32	1.67
829-417 ¹	4x1	5-15/16	5-9/32	2-29/32	2-17/32	1.71
829-419 ¹	4x1-1/2	5-23/32	5-9/32	2-29/32	2-1/16	1.59
829-420	4x2	5-1/2	5-9/32	2-7/8	1-25/32	1.45
829-421	4x2-1/2	4-9/16	5-3/16	3-1/2	17/32	1.25
829-422	4x3	4-19/32	5-1/4	4-3/16	15/32	1.25
829-460F	4-1/2x4	6-15/16	5-5/8	5-3/16	2-3/16	1.97
829-487F	5x2-1/2	8-1/8	6-1/4	5-3/16	3-5/8	2.64
829-488F	5x3	7-15/16	6-1/4	5-3/16	2-15/16	3.08
829-490F	5x4	7-3/4	6-1/4	5-3/16	2-1/2	2.09
829-491F	5x4-1/2	8-3/16	6-1/4	5-5/8	2-15/16	3.22
829-528 ¹	6x2	7-1/16	7-1/2	5	2-9/16	4.37
829-529 ¹	6x2-1/2	6-31/32	7-19/32	5-9/32	2-3/16	4.30
829-530 ¹	6x3	7-1/8	7-9/16	5-9/32	2-1/4	4.07
829-530F	6x3	9-3/16	7-5/16	5-3/16	3-15/16	3.85
829-532	6x4	6-5/8	7-5/8	5-5/16	1-7/16	3.28
829-533F	6x5	8-15/16	7-3/8	6-5/16	2-11/16	3.57
829-534F	6x4-1/2	9-5/16	7-5/16	5-5/8	3-9/16	3.22
829-579F	8x2-1/2	15	9-1/2	5-3/16	8-3/4	8.33
829-580F	8x3	14-15/16	9-1/2	5-3/16	8-11/16	7.95
829-582	8x4	8-29/32	9-23/32	5-1/4	2-15/32	6.31
829-582F	8x4	14-5/8	9-1/2	5-3/16	8-1/8	8.17
829-583F	8x5	14-11/16	9-1/2	6-5/16	7-7/16	7.78
829-585	8x6	8	9-3/4	7-1/2	1	6.16
829-621F	10x2	21-1/2	11-3/4	5-3/16	14-3/4	16.16
829-623F	10x3	21-7/16	11-3/4	5-3/16	14-3/16	15.77
829-624F	10x4	21-1/8	11-3/4	5-3/16	13-5/8	17.13
829-625F	10x5	21-3/16	11-3/4	6-5/16	12-15/16	16.38
829-626	10x6	10-19/32	12-1/32	7-19/32	2-17/32	11.08
829-626F	10x6	17-1/2	11-3/4	7-1/2	9	14.72
829-628	10x8	10-5/8	12	9-3/4	1-17/32	11.26
829-628F	10x8	13-1/4	11-3/4	9-5/8	3-3/4	11.42
829-664F	12x4	28-3/8	13-15/16	5-3/16	19-7/8	31.70
829-665F	12x5	28-7/16	13-15/16	6-5/16	19-3/16	27.25
829-666F	12x6	24-3/4	13-15/16	7-1/2	15-1/4	26.96
829-668	12x8	12-5/8	14-7/32	9-3/4	2-7/16	17.92
829-668F	12x8	20-1/2	13-15/16	9-5/8	10	24.34

¹ Outlet sized with bushing



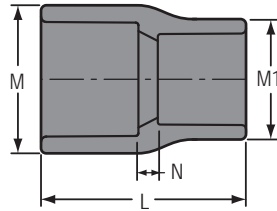


Schedule 80 PVC Technical Information
Schedule 80 Fittings

Pumping&Plumbing

REDUCER COUPLING (continued)

Socket x Socket



Part Number	Size	L	M	M1	N	Approx. Wt. (Lbs.)
829-670F	12x10	16-3/8	13-15/16	11-15/16	4-7/8	18.92
829-694F	14x4	30-1/8	15-3/16	5-3/16	20-7/8	31.56
829-696F	14x6	26-1/2	15-3/16	7-1/2	16-1/4	29.65
829-698F	14x8	22-1/4	15-3/16	9-5/8	11	29.32
829-700F	14x10	18-1/8	15-3/16	11-15/16	5-7/8	22.90
829-702F	14x12	17-3/4	15-3/8	14-1/8	4-1/2	27.40
829-754F	16x4	38	17-3/8	5-3/16	27-3/4	50.97
829-756F	16x6	34-3/8	17-3/8	7-1/2	23-1/8	61.19
829-758F	16x8	30-1/8	17-3/8	9-5/8	17-7/8	52.73
829-760F	16x10	26	17-3/8	11-15/16	12-3/4	43.70
829-762F	16x12	20-1/4	17-3/8	14-1/8	6	34.25
829-764F	16x14	21-1/4	17-1/2	15-1/2	5-1/4	42.89
829-784F	18x4	47-3/8	19-11/16	5-3/16	36-1/8	104.77
829-786F	18x6	43-3/4	19-11/16	7-1/2	31-1/2	91.02
829-788F	18x8	39-1/2	19-11/16	9-5/8	26-1/4	86.65
829-790F	18x10	35-3/8	19-11/16	11-15/16	21-1/8	91.28
829-792F	18x12	29-5/8	19-11/16	14-1/8	14-3/8	73.27
829-794F	18x14	29-5/8	19-11/16	15-1/2	13-5/8	73.72
829-796F	18x16	23	19-11/16	17-11/16	6	55.09
829-814F	20x4	58	21-7/8	5-3/16	45-3/4	152.76
829-816F	20x6	54-1/2	21-7/8	7-1/2	41-1/8	136.93
829-818F	20x8	50-1/8	21-7/8	9-5/8	35-7/8	144.26
829-820F	20x10	46	21-7/8	11-15/16	30-3/4	139.44
829-822F	20x12	40-1/4	21-7/8	14-1/8	24	119.04
829-824F	20x14	40-1/4	21-7/8	15-1/2	23-1/4	118.17
829-826F	20x16	33-5/8	21-7/8	17-11/16	15-5/8	100.87
829-828F	20x18	25-1/2	21-7/8	19-7/8	6-1/2	79.76
829-904F	24x4	71-1/2	26-1/16	5-3/16	57-1/4	231.96
829-906F	24x6	67-7/8	26-1/16	7-1/2	52-5/8	229.16
829-908F	24x8	63-5/8	26-1/16	9-5/8	47-3/8	223.42
829-910F	24x10	59-1/2	26-1/16	11-15/16	42-1/4	218.80
829-912F	24x12	53-3/4	26-1/16	14-1/8	35-1/2	192.82
829-914F	24x14	53-3/4	26-1/16	15-1/2	34-3/4	225.10
829-916F	24x16	47-1/8	26-1/16	17-11/16	27-1/8	171.54
829-918F	24x18	39	26-1/16	19-7/8	18	147.20
829-920F	24x20	30-5/8	26-1/16	22-1/16	8-5/8	116.56



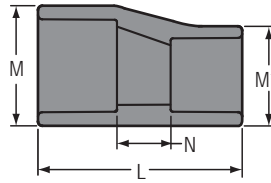
Schedule 80 PVC Technical Information
Schedule 80 Fittings



Pumping&Plumbing

ECCENTRIC REDUCER COUPLING

Socket x Socket



Part Number	Size	L	M	M1	N	Approx. Wt. (Lbs.)
829-101FE	3/4x1/2	3-3/8	1-3/8	1-1/8	1-5/8	.09
829-130FE	1x1/2	3-1/2	1-5/8	1-1/8	1-1/2	.12
829-131FE	1x3/4	4	1-5/8	1-3/8	1-3/4	.13
829-168FE	1-1/4x1	5-1/8	2	1-11/16	2-3/8	.24
829-209FE	1-1/2x1/2	7-1/8	2-1/4	1-1/8	4-7/8	.30
829-210FE	1-1/2x3/4	7-5/8	2-1/4	1-3/8	5-1/8	.33
829-211FE	1-1/2x1	5-3/8	2-1/4	1-11/16	2-5/8	.33
829-212FE	1-1/2x1-1/4	5-1/4	2-5/16	2-1/16	2-1/4	.37
829-249FE	2x1	6-1/8	2-3/4	1-11/16	3-1/8	.39
829-250FE	2x1-1/4	6-1/8	2-3/4	2-1/16	2-7/8	.37
829-251FE	2x1-1/2	6	2-3/4	2-5/16	2-3/4	.46
829-289FE	2-1/2x1	10-5/8	3-5/16	1-11/16	7-3/8	.88
829-290FE	2-1/2x1-1/4	10-5/8	3-5/16	2-1/16	7-1/8	.91
829-291FE	2-1/2x1-1/2	10-1/2	3-5/16	2-5/16	7	.91
829-292FE	2-1/2x2	6-7/8	3-5/16	2-13/16	3-1/8	.68
829-335FE	3x1	11-7/8	3-15/16	1-11/16	8-3/8	1.17
829-336FE	3x1-1/4	11-7/8	3-15/16	2-1/16	8-1/8	1.10
829-337FE	3x1-1/2	11-3/4	3-15/16	2-5/16	8	1.28
829-338FE	3x2	5-7/8	4-5/32	2-7/8	2-15/32	1.01
829-339FE	3x2-1/2	7-1/4	4-1/16	3-7/16	3	1.12
829-417FE	4x1	17	5-1/8	1-11/16	13-1/2	2.75
829-418FE	4x1-1/4	17	5-1/8	2-1/16	13-1/4	2.65
829-419FE	4x1-1/2	16-7/8	5-1/8	2-5/16	13-1/8	3.10
829-420FE	4x2	13-1/4	5-1/8	2-13/16	9-1/4	2.83
829-421FE	4x2-1/2	12-3/8	5-1/8	3-7/16	8-1/8	2.42
829-422FE	4x3	8-3/4	5-1/8	4-1/8	4-1/4	1.70
829-528FE	6x2	20-7/8	7-5/16	2-13/16	15-7/8	5.86
829-529FE	6x2-1/2	20	7-5/16	3-7/16	14-3/4	5.77
829-530FE	6x3	16-3/8	7-5/16	4-1/8	10-7/8	6.24
829-532FE	6x4	11-1/8	7-5/16	5-3/16	5-5/8	3.39
829-533FE	6x5	11-1/4	7-3/8	6-5/16	5	4.32
829-578FE	8x2	30-5/8	9-1/2	2-13/16	24-5/8	11.96
829-580FE	8x3	26-1/8	9-1/2	4-1/8	19-5/8	11.13
829-582FE	8x4	20-7/8	9-1/2	5-3/16	14-3/8	11.54
829-583FE	8x5	21	9-1/2	6-5/16	13-3/4	10.77
829-585FE	8x6	15-1/4	9-1/2	7-1/2	7-3/4	8.41
829-624FE	10x4	32	11-3/4	5-3/16	24-1/2	25.43
829-625FE	10x5	32-1/8	11-3/4	6-5/16	23-7/8	22.82
829-626FE	10x6	26-3/8	11-3/4	7-1/2	17-7/8	22.31
829-628FE	10x8	18-1/16	11-3/4	9-5/8	8-9/16	14.78
829-664FE	12x4	43-1/2	13-15/16	5-3/16	35	42.54





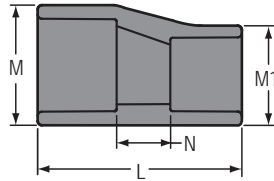
Schedule 80 PVC Technical Information
Schedule 80 Fittings

Pumping&Plumbing

ECCENTRIC REDUCER COUPLING

(continued)

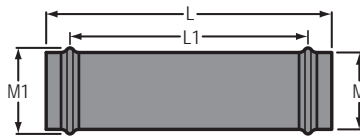
Socket x Socket



Part Number	Size	L	M	M1	N	Approx. Wt. (Lbs.)
829-665FE	12x5	43-5/8	13-15/16	6-5/16	34-3/8	41.73
829-666FE	12x6	37-7/8	13-15/16	7-1/2	28-3/8	35.33
829-668FE	12x8	29-9/16	13-15/16	9-5/8	19-1/16	32.68
829-670FE	12x10	20-5/8	13-15/16	11-15/16	9-1/8	24.89
829-696FE	14x6	41-3/8	15-3/16	7-1/2	31-1/8	56.76
829-698FE	14x8	33-1/16	15-3/16	9-5/8	21-13/16	53.73
829-700FE	14x10	24-1/8	15-3/16	11-15/16	11-7/8	51.42
829-702FE	14x12	20-1/8	15-3/8	14-1/8	6-7/8	30.11
829-756FE	16x6	54-1/4	17-1/2	7-1/2	43	113.09
829-758FE	16x8	45-15/16	17-1/2	9-5/8	33-11/16	69.73
829-760FE	16x10	37	17-1/2	11-15/16	23-3/4	59.25
829-762FE	16x12	33	17-1/2	14-1/8	18-3/4	63.26
829-764FE	16x14	24-5/8	17-1/2	15-1/2	9-5/8	45.99
829-786FE	18x6	69-1/4	19-11/16	7-1/2	57	145.31
829-788FE	18x8	60-15/16	19-11/16	9-5/8	47-11/16	140.24
829-790FE	18x10	52	19-11/16	11-15/16	37-3/4	109.43
829-792FE	18x12	48	19-11/16	14-1/8	32-3/4	118.07
829-794FE	18x14	39-5/8	19-11/16	15-1/2	23-5/8	97.05
829-796FE	18x16	28-5/8	19-11/16	17-11/16	11-5/8	66.94

FABRICATED REPAIR COUPLING

Gasket x Gasket



Part Number	Size	L	L1	M	M1	Approx. Wt. (Lbs.)
828-020F	2	9-1/8	11-3/4	4-1/8	4-5/8	.79
828-030F	3	15-1/2	11-3/4	4-1/8	4-5/8	3.26
828-040F	4	19-1/2	15	5-3/16	5-3/4	5.82
828-060F	6	23	16	7-1/2	8-1/8	12.61
828-080F	8	26-5/8	19-11/16	9-5/8	10-3/8	21.39
828-100F	10	29	21	10-3/4	12-1/4	32.98
828-120F	12	30	22-1/2	14-1/8	16-1/8	46.66
828-140F	14	19	11-1/2	15-1/2	16-3/8	39.40
828-160F	16	21-5/8	12-3/8	17-11/16	18-3/4	57.20

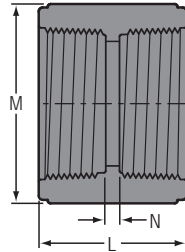
Schedule 80 PVC Technical Information
Schedule 80 Fittings



Pumping&Plumbing

COUPLING

Fipt x Fipt

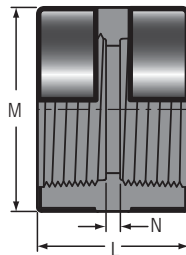


Part Number	Size	L	M	N	Approx. Wt. (Lbs.)
830-002	1/4	1-11/32	13/16	5/32	.03
830-003	3/8	1-15/32	1	9/32	.04
830-005	1/2	1-5/8	1-9/32	1/4	.07
830-007	3/4	1-11/16	1-5/8	3/32	.09
830-010	1	2-3/32	1-15/16	1/8	.15
830-012	1-1/4	2-3/16	2-9/32	3/16	.21
830-015	1-1/2	2-7/32	2-5/8	3/16	.28
830-020	2	2-7/32	3	7/32	.33
830-025	2-1/2	3-5/16	3-9/16	1/8	.68
830-030	3	3-15/32	4-3/8	21/32	1.12
830-040	4	3-21/32	5-9/16	3/16	1.52
830-060F	6	3-3/4	7-3/16	3/4	1.65
830-080F	8	4-1/2	9-3/8	1-1/16	2.84



SPECIAL REINFORCED COUPLING

SR Fipt x SR Fipt



Part Number	Size	L	M	N	Approx. Wt. (Lbs.)
830-005SR	1/2	1-19/32	1-7/32	9/32	.06
830-007SR	3/4	1-5/8	1-3/8	1/8	.07
830-010SR	1	1-15/16	1-23/32	1/16	.13
830-012SR	1-1/4	2-1/16	2-1/16	5/16	.17
830-015SR	1-1/2	2-5/32	2-7/16	11/32	.27
830-020SR	2	2-1/4	3-1/32	1/4	.37

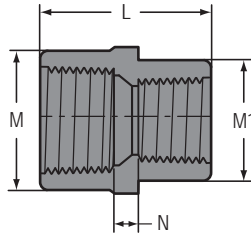


Schedule 80 PVC Technical Information
Schedule 80 Fittings

Pumping&Plumbing

REDUCER COUPLING

Fipt x Fipt



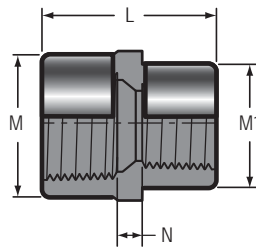
Part Number	Size	L	M	M1	N	Approx. Wt. (Lbs.)
830-072 ¹	1/2x1/4	1-31/32	1-5/16	1-5/32	5/8	.07
830-073 ¹	1/2x3/8	1-29/32	1-7/32	1-7/32	19/32	.06
830-101	3/4x1/2	1-23/32	1-3/8	1-7/32	7/32	.07
830-211 ¹	1-1/2x1	2-7/8	2-11/32	2-11/32	1-1/32	.27

¹ Outlet sized with bushing



SPECIAL REINFORCED REDUCER COUPLING

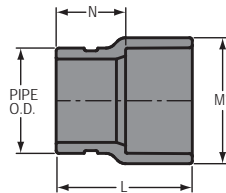
SR Fipt x SR Fipt



Part Number	Size	L	M	M1	N	Approx. Wt. (Lbs.)
830-101SR	3/4x1/2	1-23/32	1-3/8	1-7/32	7/32	.08
830-130SR	1x1/2	2-1/4	1-23/32	1-7/32	21/32	.16
830-131SR	1x3/4	2-13/32	1-23/32	1-3/8	23/32	.14
830-210SR	1-1/2x3/4	2-7/8	2-7/16	1-3/8	1-7/32	.28
830-211SR	1-1/2x1	2-15/16	2-7/16	1-11/16	7/16	.35
830-212SR	1-1/2x1-1/4	2-7/8	2-1/2	2-3/32	15/16	.33
830-249SR	2x1	3-3/16	3	1-23/32	1-17/32	.46
830-251SR	2x1-1/2	3-1/4	3	2-7/16	1-7/16	.43

GROOVED COUPLING ADAPTER

Groove x Socket



Part Number	Size	L	M1	N	Approx. Wt. (Lbs.)
833-012	1-1/4	2-13/16	2-1/16	1-9/16	.18
833-015	1-1/2	2-29/32	2-11/32	1-1/2	.19
833-020	2	3-1/16	2-7/8	1-9/16	.29
833-025	2-1/2	3-3/8	3-1/2	1-5/8	.49
833-030	3	3-9/16	4-3/16	1-11/16	.68

Schedule 80 PVC Technical Information
Schedule 80 Fittings

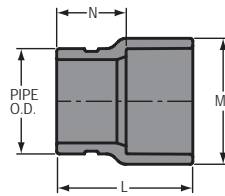


Pumping&Plumbing

GROOVED COUPLING ADAPTER

Groove x Socket

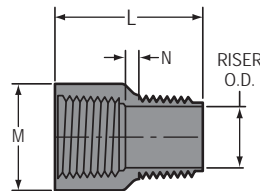
(continued)



Part Number	Size	L	M1	N	Approx. Wt. (Lbs.)
833-040	4	4-17/32	5-1/4	2-9/32	1.28
833-050F	5	7	6-5/16	4	2.14
833-060	6	5-5/16	7-9/16	2-5/16	2.78
833-080F	8	8-3/16	9-5/8	3-15/16	6.19
833-100F	10	9-7/8	11-15/16	4-5/8	10.62
833-120F	12	10-7/8	14-1/8	4-5/8	21.92

RISER EXTENSION

Fipt x Mipt

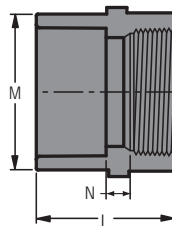


Part Number	Size	L	M	N	Approx. Wt. (Lbs.)
834-007	3/4	2-13/16	1-7/16	1-15/32	.11



FEMALE ADAPTER

Socket x Fipt



Part Number	Size	L	M	N	Approx. Wt. (Lbs.)
835-002	1/4	1-11/32	27/32	3/32	.02
835-003	3/8	1-15/32	1	3/32	.04
835-005	1/2	1-3/4	1-5/32	3/32	.05
835-007	3/4	1-27/32	1-13/32	3/32	.07
835-010	1	2-1/8	1-23/32	3/32	.11
835-012	1-1/4	2-5/16	2-3/32	3/32	.16
835-015	1-1/2	2-1/2	2-11/32	3/32	.20
835-020	2	3	3-1/32	1/4	.41
835-025	2-1/2	3-1/4	3-9/16	7/32	.63
835-030	3	3-15/32	4-1/4	3/16	.74
835-040	4	3-31/32	5-7/32	1/4	1.19
835-060	6	4-31/32	7-21/32	5/16	3.12
835-080	8	6-5/32	9-23/32	1/4	5.19
835-080F	8	8-9/16	9-5/8	2-9/16	6.19
835-100F	10	10-1/4	11-15/16	3	10.88
835-120F	12	11-1/8	14-1/8	2-5/8	16.56

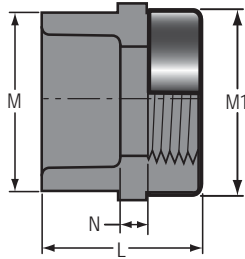


Schedule 80 PVC Technical Information
Schedule 80 Fittings

Pumping&Plumbing

SPECIAL REINFORCED FEMALE ADAPTER

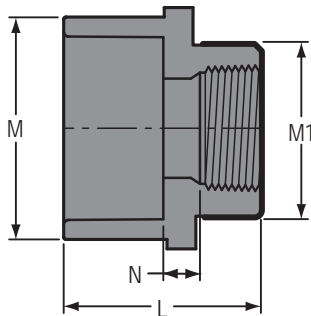
Socket x SR Fipt



Part Number	Size	L	M	M1	N	Approx. Wt. (Lbs.)
835-002SR	1/4	1-13/32	27/32	27/32	3/32	.03
835-003SR	3/8	1-15/32	15/16	31/32	3/32	.04
835-005SR	1/2	1-3/4	1-5/32	1-3/16	3/16	.06
835-007SR	3/4	1-7/8	1-13/32	1-3/8	3/32	.08
835-010SR	1	2-1/8	1-11/16	1-23/32	3/32	.13
835-012SR	1-1/4	2-5/16	2-3/32	2-1/16	3/32	.18
835-015SR	1-1/2	2-7/16	2-13/32	2-7/16	7/32	.26
835-020SR	2	2-23/32	3	3-1/32	1/4	.44
835-025SR	2-1/2	3-1/4	3-9/16	3-9/16	11/32	.68
835-030SR	3	3-1/2	4-1/4	4-9/32	7/32	.96
835-040SR	4	3-31/32	5-7/32	5-1/4	7/32	1.29
835-060SR	6	4-31/32	7-5/8	7-21/32	1/4	3.17

REDUCING FEMALE ADAPTER

Socket x SR Fipt



Part Number	Size	L	M	M1	N	Approx. Wt. (Lbs.)
835-098	3/4x1/4	1-15/16	1-13/32	27/32	---	.06

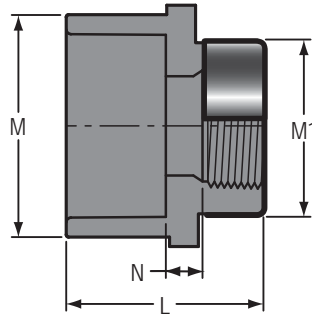
Schedule 80 PVC Technical Information
Schedule 80 Fittings



Pumping&Plumbing

**SPECIAL REINFORCED
 REDUCING FEMALE ADAPTER**

Socket x SR Fipt



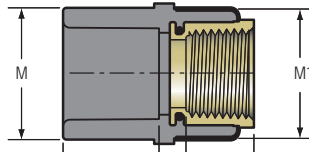
Part Number	Size	L	M	M1	N	Approx. Wt. (Lbs.)
835-074SR	1/2x3/4	1-3/4	1-3/16	1-3/8	7/32	.07
835-098SR	3/4x1/4	1-15/16	1-13/32	27/32	13/32	.06
835-101SR	3/4x1/2	1-7/8	1-3/8	1-3/16	3/16	.07
835-102SR	3/4x1	2-1/16	1-7/16	1-11/16	7/32	.12
835-130SR	1x1/2	2	1-11/16	1-3/16	7/32	.10
835-131SR	1x3/4	2-3/32	1-3/4	1-3/8	1/4	.12



TRANSITION FEMALE ADAPTER

Socket x Brass Fipt

Dimensions Also Applicable to 835-XXXSS

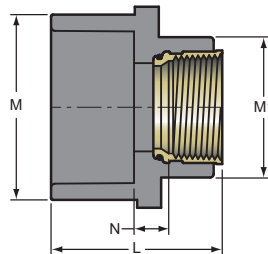


Part Number	Size	L	M	M1	N	Approx. Wt. (Lbs.)
835-005BR	1/2	1-25/32	1-5/32	1-7/32	5/8	.11
835-007BR	3/4	2	1-13/32	1-3/8	3/8	.23
835-010BR	1	2-7/32	1-3/4	1-11/16	13/32	.25
835-012BR	1-1/4	2-3/8	2-3/32	2-1/16	3/8	.35
835-015BR	1-1/2	2-17/32	2-13/32	2-7/16	13/32	.46
835-020BR	2	2-25/32	2-7/8	3-3/16	7/16	1.03

Not intended to convey or dispense water for human consumption through drinking or cooking

**TRANSITION REDUCING
 FEMALE ADAPTER**

Socket x Brass Fipt



Part Number	Size	L	M	M1	N	Approx. Wt. (Lbs.)
835-101BR	3/4x1/2	2-1/32	1-7/16	1-3/16	15/32	.17

Not intended to convey or dispense water for human consumption through drinking or cooking

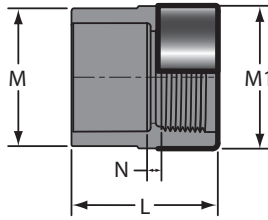


Schedule 80 PVC Technical Information
Schedule 80 Fittings

Pumping&Plumbing

**ENCAPSULATED SPECIAL REINFORCED
 FEMALE ADAPTER**

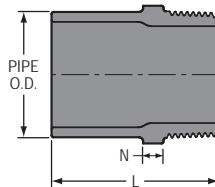
Socket x ESR Fipt



Part Number	Size	L	M	M1	N	Approx. Wt. (Lbs.)
835-002ESR	1/4	1-1/2	27/32	29/32	3/32	.04
835-003ESR	3/8	1-17/32	15/16	1-1/32	3/16	.04
835-005ESR	1/2	1-7/8	1-3/16	1-9/32	9/32	.08
835-007ESR	3/4	2	1-13/32	1-15/32	1/8	.10
835-010ESR	1	2-1/4	1-3/4	1-13/16	1/8	.13
835-012ESR	1-1/4	2-7/16	2-1/8	2-5/32	3/16	.21
835-015ESR	1-1/2	2-9/16	2-13/32	2-1/2	1/4	.29
835-020ESR	2	2-27/32	3	3-3/32	13/32	.46

MALE ADAPTER

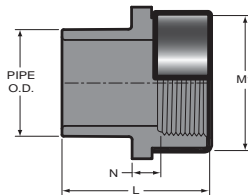
Spigot x Mipt



Part Number	Size	L	N	Approx. Wt. (Lbs.)
861-005	1/2	1-13/16	5/16	.03
861-007	3/4	1-31/32	5/16	.05
861-010	1	2-3/32	1/4	.07
861-131	1x3/4	2	1/4	.07
861-012	1-1/4	2-9/32	9/32	.11
861-015	1-1/2	2-5/8	11/32	.15
861-020	2	2-13/16	13/32	.23

**SPECIAL REINFORCED SPIGOT
 FEMALE ADAPTER**

Spigot x SR Fipt



Part Number	Size	L	M1	N	Approx. Wt. (Lbs.)
878-005SR	1/2	1-3/4	1-3/16	5/32	.05
878-007SR	3/4	1-15/16	1-3/8	3/16	.07
878-010SR	1	2-1/4	1-11/16	7/32	.13
878-012SR	1-1/4	2-15/32	2-1/16	1/4	.18
878-015SR	1-1/2	2-21/32	2-7/16	13/32	.25

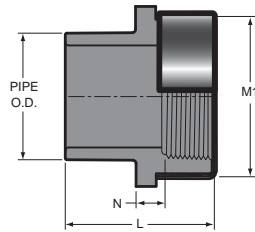
Schedule 80 PVC Technical Information
Schedule 80 Fittings



Pumping&Plumbing

SPECIAL REINFORCED SPIGOT FEMALE ADAPTER (continued)

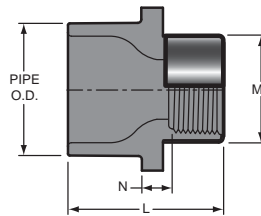
Spigot x SR Fipt



Part Number	Size	L	M1	N	Approx. Wt. (Lbs.)
878-020SR	2	2-13/16	3	3/8	.39
878-030SR	3	3-27/32	4-9/32	17/32	.91
878-040SR	4	4-3/8	5-1/4	5/8	1.36

SPECIAL REINFORCED REDUCING SPIGOT FEMALE ADAPTER

Spigot x SR Fipt

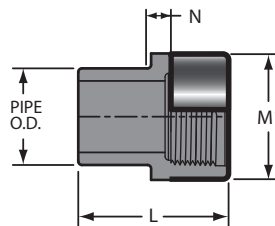


Part Number	Size	L	M1	N	Approx. Wt. (Lbs.)
878-072SR	1/2x1/4	1-13/32	27/32	3/16	.03
878-098SR	3/4x1/4	1-27/32	27/32	7/32	.05
878-128SR	1x1/4	2-3/8	27/32	21/32	.08



ENCAPSULATED SPECIAL REINFORCED SPIGOT FEMALE ADAPTER

Spigot x ESR Fipt



Part Number	Size	L	M1	N	Approx. Wt. (Lbs.)
878-005ESR	1/2	1-7/8	1-9/32	3/16	.06
878-007ESR	3/4	2-1/16	1-15/32	3/8	.09
878-010ESR	1	2-3/8	1-25/32	11/32	.14
878-012ESR	1-1/4	2-19/32	2-5/32	5/16	.20
878-015ESR	1-1/2	2-3/4	2-1/2	13/32	.27
878-020ESR	2	2-15/16	3-3/32	5/16	.41

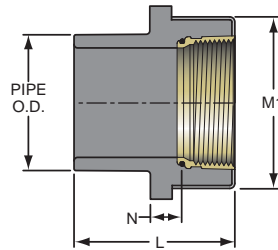


Schedule 80 PVC Technical Information
Schedule 80 Fittings

Pumping & Plumbing

TRANSITION FEMALE ADAPTER

Spigot x Brass Fipt



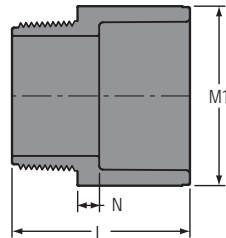
Part Number	Size	L	M1	N	Approx. Wt. (Lbs.)
878-005BR	1/2	1-15/16	1-3/16	1/2	.11
878-007BR	3/4	2-5/32	1-3/8	17/32	.14
878-010BR	1	2-9/32	1-23/32	13/32	.22

Not intended to convey or dispense water for human consumption through drinking or cooking



MALE ADAPTER

Mipt x Socket



Part Number	Size	L	M1	N	Approx. Wt. (Lbs.)
836-005	1/2	1-23/32	1-5/32	3/16	.04
836-007	3/4	1-27/32	1-7/16	7/32	.06
836-010	1	2-5/32	1-23/32	7/32	.10
836-012	1-1/4	2-1/4	2-1/8	1/32	.15
836-015	1-1/2	2-11/16	2-3/8	9/32	.19
836-020	2	2-7/8	2-7/8	5/16	.28
836-025	2-1/2	3-21/32	3-17/32	11/32	.52
836-030	3	3-7/8	4-1/4	3/8	.74
836-040	4	4-13/32	5-5/16	13/32	1.15
836-050F	5	6	6-5/16	1-5/8	2.07
836-060	6	5-7/16	7-1/2	13/16	2.79
836-080F	8	8-3/16	9-5/8	2-3/16	6.00
836-100F	10	10-3/8	11-15/16	3-3/16	10.95
836-120F	12	11-1/8	14-1/8	2-3/4	16.44

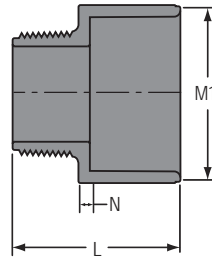
Schedule 80 PVC Technical Information
Schedule 80 Fittings



Pumping&Plumbing

REDUCING MALE ADAPTER

Mipt x Socket



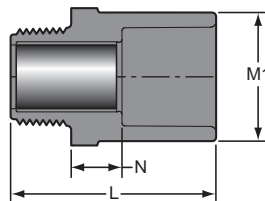
Part Number	Size	L	M1	N	Approx. Wt. (Lbs.)
836-053	3/8x1/2	1-11/16	1-3/16	1/4	.04
836-102	3/4x1	2-9/32	1-3/4	17/32	.10
836-131	1x3/4	2-1/16	1-13/32	1/4	.07
836-251 ¹	2x1-1/2	3-3/32	2-29/32	19/32	.43

¹Outlet sized with bushing



REINFORCED MALE ADAPTER

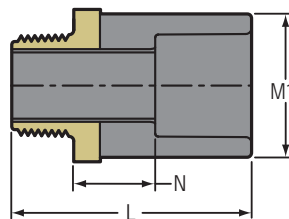
Rmipt x Socket



Part Number	Size	L	M1	N	Approx. Wt. (Lbs.)
836-005R	1/2	2-3/32	1-5/32	9/16	.05
836-007R	3/4	2-1/4	1-3/8	9/16	.08
836-010R	1	2-21/32	1-23/32	11/16	.15

TRANSITION MALE ADAPTER

Brass Mipt x Socket



Part Number	Size	L	M1	N	Approx. Wt. (Lbs.)
836-005BR	1/2	2-13/32	1-9/32	27/32	.19
836-007BR	3/4	2-17/32	1-13/32	13/16	.26
836-010BR	1	2-15/16	1-23/32	29/32	.43
836-012BR	1-1/4	3-1/8	2-3/32	31/32	.66
836-015BR	1-1/2	3-9/32	2-11/32	1	.79
836-020BR	2	3-7/16	2-27/32	31/32	.99



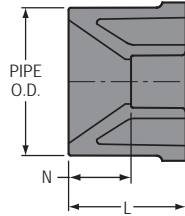
Schedule 80 PVC Technical Information
Schedule 80 Fittings

Pumping&Plumbing

REDUCER BUSHING

Flush Style

Spigot x Socket



Part Number	Size	L	N	Approx. Wt. (Lbs.)
837-052	3/8x1/4	31/32	5/16	.01
837-072	1/2x1/4	1-3/32	13/32	.02
837-073	1/2x3/8	1-1/8	11/32	.01
837-101	3/4x1/2	1-7/32	11/32	.03
837-129 ¹	1x3/8	1-5/8	27/32	.09
837-130	1x1/2	1-11/32	11/32	.06
837-131	1x3/4	1-11/32	5/16	.04
837-166	1-1/4x1/2	1-1/2	5/8	.12
837-167	1-1/4x3/4	1-1/2	1/2	.10
837-168	1-1/4x1	1-19/32	15/32	.06
837-209	1-1/2x1/2	1-23/32	13/16	.15
837-210	1-1/2x3/4	1-5/8	5/8	.16
837-211	1-1/2x1	1-9/16	13/32	.13
837-212	1-1/2x1-1/4	1-9/16	9/32	.07
837-247	2x1/2	1-25/32	7/8	.24
837-248	2x3/4	1-29/32	21/32	.26
837-249	2x1	1-25/32	5/8	.24
837-250	2x1-1/4	1-11/16	7/16	.20
837-251	2x1-1/2	1-3/4	11/32	.15
837-287 ¹	2-1/2x1/2	2-1/2	1-1/2	.54
837-288 ¹	2-1/2x3/4	2-17/32	1-15/32	.55
837-289	2-1/2x1	2-1/32	29/32	.37
837-290	2-1/2x1-1/4	2-5/32	13/32	.43
837-291	2-1/2x1-1/2	2-5/32	3/4	.37
837-292	2-1/2x2	2-1/16	17/32	.23
837-334 ¹	3x3/4	2-9/16	1-17/32	.69
837-335	3x1	2-9/32	1-1/8	.69
837-336	3x1-1/4	2-1/4	1	.63
837-337	3x1-1/2	2-9/32	7/8	.59
837-338	3x2	2-7/32	23/32	.47
837-339	3x2-1/2	2-5/16	1/4	.37

¹ Outlet sized with bushing



Schedule 80 PVC Technical Information
Schedule 80 Fittings

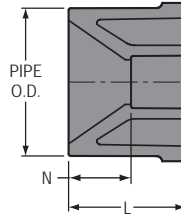


Pumping&Plumbing

REDUCER BUSHING (continued)

Flush Style

Spigot x Socket



Part Number	Size	L	N	Approx. Wt. (Lbs.)
837-415 ¹	4x1/2	3-1/16	2-5/32	1.31
837-416 ¹	4x3/4	2-27/32	1-27/32	1.25
837-417 ¹	4x1	3-1/16	1-1/8	1.31
837-418 ¹	4x1-1/4	3-9/16	1-11/16	1.33
837-419 ¹	4x1-1/2	2-27/32	1-7/16	1.17
837-420	4x2	2-21/32	1-1/8	1.01
837-421	4x2-1/2	2-17/32	25/32	1.00
837-422	4x3	2-9/16	11/16	.84
837-490	5x4	2-31/32	23/32	1.29
837-490F	5x4	3	3/4	1.41
837-524 ¹	6x3/4	4-1/2	3-1/2	3.45
837-525 ¹	6x1	3-31/32	2-13/16	3.13
837-526 ¹	6x1-1/4	3-25/32	2-17/32	3.07
837-527 ¹	6x1-1/2	3-3/4	2-11/32	3.01
837-528	6x2	3-17/32	2-1/32	2.83
837-529 ¹	6x2-1/2	3-29/32	2-5/32	3.29
837-530	6x3	3-17/32	2-1/8	2.84
837-532	6x4	3-9/16	1-1/4	2.71
837-533F	6x5	3	3/8	1.76
837-534	6x5	3-1/2	7/8	1.93
837-578 ¹	8x2	4-15/16	3-3/8	8.64
837-580 ¹	8x3	5-1/8	3-1/4	8.68
837-582	8x4	4-1/2	2-1/4	5.53
837-585	8x6	4-3/8	1-3/8	5.05
837-624 ¹	10x4	6	3-3/4	10.56
837-626	10x6	5-13/32	1-11/32	5.79
837-628	10x8	5-13/32	1-11/32	5.79
837-666	12x6	7	4	15.51
837-666F	12x6	6-7/16	3-3/8	15.31
837-668	12x8	6-7/8	2-7/16	10.13
837-670	12x10	6-7/16	1-13/32	12.49

¹ Outlet sized with bushing





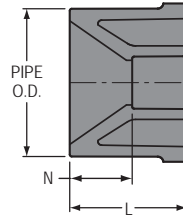
Schedule 80 PVC Technical Information
Schedule 80 Fittings

Pumping & Plumbing

REDUCER BUSHING (continued)

Flush Style

Spigot x Socket



Part Number	Size	L	N	Approx. Wt. (Lbs.)
837-670F	12x10	6	1	11.04
837-696F	14x6	7-3/4	4-3/4	27.16
837-698F	14x8	7-1/2	3-7/16	32.31
837-700F	14x10	7-7/16	2-7/16	22.30
837-702F	14x12	7	1	9.36
837-756F	16x6	8-3/4	5-3/4	44.23
837-758F	16x8	8-1/2	4-7/16	46.90
837-760F	16x10	8-7/16	3-7/16	39.12
837-762F	16x12	8	2	28.08
837-764F	16x14	8	1	18.37
837-788F	18x8	9-1/2	5-7/16	70.33
837-790F	18x10	9	4	65.60
837-792F	18x12	9	3	51.82
837-794F	18x14	9	2	40.70
837-796F	18x16	9	1	32.00
837-818F	20x8	10-1/2	6-7/16	125.96
837-820F	20x10	10-7/16	5-7/16	94.18
837-822F	20x12	10	4	83.14
837-824F	20x14	10	3	73.74
837-826F	20x16	10	2	55.07
837-828F	20x18	10	1	30.35
837-910F	24x10	12-7/16	7-7/16	173.68
837-912F	24x12	12	6	159.41
837-914F	24x14	12	5	80.35
837-916F	24x16	12	4	134.57
837-918F	24x18	12	3	112.54
837-920F	24x20	12	2	79.50



Schedule 80 PVC Technical Information
Schedule 80 Fittings

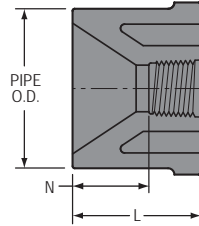


Pumping&Plumbing

REDUCER BUSHING

Flush Style

Spigot x Fipt



Part Number	Size	L	N	Approx. Wt. (Lbs.)
838-052	3/8x1/4	31/32	3/8	.01
838-071	1/2x1/8	1	9/16	.02
838-072	1/2x1/4	1	7/8	.02
838-073	1/2x3/8	1-3/32	17/32	.02
838-098	3/4x1/4	1-7/32	5/8	.04
838-099	3/4x3/8	1-1/4	21/32	.04
838-101	3/4x1/2	1-1/4	7/16	.03
838-127	1x1/8	1-13/32	29/32	.07
838-128	1x1/4	1-13/32	25/32	.07
838-129	1x3/8	1-13/32	19/32	.07
838-130	1x1/2	1-5/32	21/32	.06
838-131	1x3/4	1-3/8	21/32	.05
838-166	1-1/4x1/2	1-15/32	23/32	.10
838-167	1-1/4x3/4	1-7/16	23/32	.09
838-168	1-1/4x1	1-17/32	5/8	.07
838-206	1-1/2x1/8	1-11/16	1-1/4	.15
838-207	1-1/2x1/4	1-9/16	1-3/16	.13
838-209	1-1/2x1/2	1-11/16	31/32	.17
838-210	1-1/2x3/4	1-9/16	27/32	.13
838-211	1-1/2x1	1-23/32	13/16	.14
838-212	1-1/2x1-1/4	1-1/2	9/16	.07
838-247	2x1/2	1-29/32	1-5/32	.25
838-248	2x3/4	1-7/8	1-5/32	.26
838-249	2x1	1-29/32	1	.25



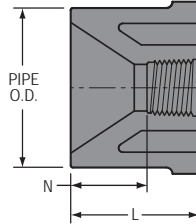


Pumping & Plumbing

REDUCER BUSHING (continued)

Flush Style

Spigot x Fipt



Part Number	Size	L	N	Approx. Wt. (Lbs.)
838-250	2x1-1/4	1-19/32	21/32	.18
838-251	2x1-1/2	1-9/16	5/8	.14
838-287	2-1/2x1/2	2-3/8	1-21/32	.41
838-288	2-1/2x3/4	2-7/16	1-5/8	.45
838-289	2-1/2x1	2-5/32	1-1/4	.42
838-290	2-1/2x1-1/4	2-13/32	1-3/8	.42
838-291	2-1/2x1-1/2	2-3/8	1-13/32	.47
838-292	2-1/2x2	2-1/16	1-1/16	.25
838-334	3x3/4	2-9/32	1-1/2	.57
838-335	3x1	2-9/32	1-11/32	.58
838-336	3x1-1/4	2-1/4	1-3/8	.57
838-337	3x1-1/2	2-1/4	1-5/8	.59
838-338	3x2	2-3/16	1-7/32	.63
838-339	3x2-1/2	2-3/8	3/4	.46
838-419	4x1-1/2	3-3/16	2-5/16	1.44
838-420	4x2	2-11/16	1-21/32	1.10
838-421	4x2-1/2	2-21/32	1-1/16	1.08
838-422	4x3	2-5/8	1	.86
838-528	6x2	3-17/32	2-1/2	2.92
838-530	6x3	3-17/32	2-1/8	2.98
838-532	6x4	3-17/32	2-1/32	2.54



Schedule 80 PVC Technical Information
Schedule 80 Fittings

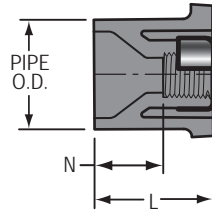


Pumping&Plumbing

**SPECIAL REINFORCED
REDUCER BUSHING**

Flush Style

Spigot x SR Fipt



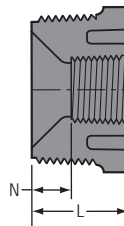
Part Number	Size	L	N	Approx. Wt. (Lbs.)
838-128SR	1x1/4	1-13/32	25/32	.08
838-166SR	1-1/4x1/2	1-7/16	3/4	.11
838-207SR	1-1/2x1/4	1-9/16	1	.13
838-209SR	1-1/2x1/2	1-23/32	31/32	.16
838-210SR	1-1/2x3/4	1-9/16	13/16	.14
838-247SR	2x1/2	1-29/32	1-5/32	.25
838-248SR	2x3/4	1-29/32	1-5/32	.26
838-249SR	2x1	1-7/8	31/32	.26
838-334SR	3x3/4	2-9/32	1-17/32	.58
838-335SR	3x1	2-9/32	1-11/32	.59
838-336SR	3x1-1/4	2-1/4	1-5/16	.57
838-337SR	3x1-1/2	2-1/4	1-3/8	.58
838-528SR	6x2	3-1/2	2-9/16	2.81
838-530SR	6x3	3-17/32	2-1/8	2.94
838-532SR	6x4	3-1/2	1-15/16	2.59



REDUCER T.T. BUSHING

Flush Style

Mipt x Fipt



Part Number	Size	L	N	Approx. Wt. (Lbs.)
839-041	1/4x1/8	23/32	11/32	.01
839-052	3/8x1/4	13/16	1/8	.01



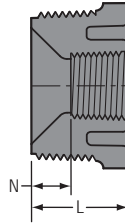
Schedule 80 PVC Technical Information
Schedule 80 Fittings

Pumping&Plumbing

REDUCER T.T. BUSHING (continued)

Flush Style

Mipt x Fipt



Part Number	Size	L	N	Approx. Wt. (Lbs.)
839-072	1/2x1/4	29/32	9/32	.02
839-073	1/2x3/8	15/16	11/32	.01
839-098	3/4x1/4	1-1/32	7/16	.03
839-099	3/4x3/8	1-1/32	7/16	.03
839-101	3/4x1/2	15/16	3/16	.02
839-128	1x1/4	1-1/8	17/32	.05
839-129	1x3/8	1-7/32	5/8	.05
839-130	1x1/2	1-1/16	5/16	.04
839-131	1x3/4	1-1/8	13/32	.03
839-166	1-1/4x1/2	1-5/16	9/16	.10
839-167	1-1/4x3/4	1-9/32	9/16	.08
839-168	1-1/4x1	1-3/16	9/32	.06
839-209	1-1/2x1/2	1-11/32	19/32	.12
839-210	1-1/2x3/4	1-11/32	19/32	.12
839-211	1-1/2x1	1-11/32	13/32	.10
839-212	1-1/2x1-1/4	1-11/32	13/32	.06
839-247	2x1/2	1-3/8	21/32	.17
839-248	2x3/4	1-3/8	5/8	.17
839-249	2x1	1-3/8	15/32	.18
839-250	2x1-1/4	1-3/8	7/16	.16
839-251	2x1-1/2	1-3/8	13/32	.12
839-292	2-1/2x2	1-29/32	7/8	.22
839-337	3x1-1/2	1-15/16	29/32	.49
839-338	3x2	1-15/16	15/16	.45
839-339	3x2-1/2	1-15/16	5/8	.37
839-420	4x2	2-1/8	1-1/8	.83
839-422	4x3	2-1/8	1/2	.71
839-532	6x4	2-7/8	1-5/32	2.26



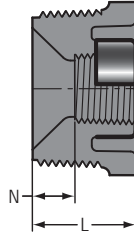
Schedule 80 PVC Technical Information
Schedule 80 Fittings



Pumping&Plumbing

**SPECIAL REINFORCED
REDUCER T.T. BUSHING**

Mipt x SR Fipt

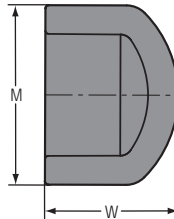


Part Number	Size	L	N	Approx. Wt. (Lbs.)
839-128SR	1x1/4	1-1/8	17/32	.05
839-209SR	1-1/2x1/2	1-11/32	19/32	.13
839-210SR	1-1/2x3/4	1-11/32	19/32	.12
839-247SR	2x1/2	1-3/8	21/32	.18
839-248SR	2x3/4	1-3/8	5/8	.18
839-249SR	2x1	1-3/8	15/32	.19
839-420SR	4x2	2-1/8	1-1/8	.88



CAP

Socket



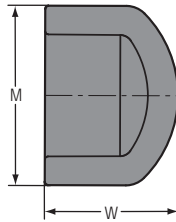
Part Number	Size	M	W	Approx. Wt. (Lbs.)
847-002	1/4	13/16	15/16	.01
847-003	3/8	31/32	1-1/8	.02
847-005	1/2	1-3/16	1-7/32	.03
847-007	3/4	1-3/8	1-13/32	.05
847-010	1	1-23/32	1-5/8	.08
847-012	1-1/4	2-3/32	1-27/32	.16
847-015	1-1/2	2-11/32	2	.16
847-020	2	2-27/32	2-9/32	.26
847-025	2-1/2	3-17/32	2-5/8	.48
847-030	3	4-5/32	3-1/32	.70
847-040	4	5-1/4	3-9/16	1.15
847-050F	5	6-1/2	4-7/16	1.83
847-060	6	7-1/2	4-7/8	3.17



Schedule 80 PVC Technical Information
Schedule 80 Fittings

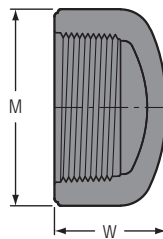
Pumping & Plumbing

CAP
 Socket (continued)



Part Number	Size	M	W	Approx. Wt. (Lbs.)
PVC				PVC
847-080	8	9-23/32	6-3/8	6.10
847-100F	10	12-1/4	5-15/16	8.26
847-120F	12	14-1/4	7-1/8	11.30
847-140F	14	15-1/2	7-3/8	14.65
847-160F	16	17-7/8	9	23.44
847-180F	18	19-15/16	9-1/4	28.88
847-200F	20	22	12-3/4	49.05
847-240F	24	26-3/8	17-1/4	89.38

CAP
 Fipt



Part Number	Size	M	W	Approx. Wt. (Lbs.)
848-002	1/4	29/32	15/16	.02
848-003	3/8	31/32	29/32	.02
848-005	1/2	1-3/16	1-1/16	.04
848-007	3/4	1-3/32	1-7/32	.04
848-010	1	1-27/32	1-7/16	.10
848-012	1-1/4	2-7/32	1-17/32	.15
848-015	1-1/2	2-17/32	1-5/8	.19
848-020	2	3-5/32	1-25/32	.29
848-025	2-1/2	3-5/8	2-7/16	.54
848-030	3	4-3/8	2-7/16	.90
848-040	4	5-7/16	3-1/16	1.32
848-060F	6	7-3/16	4-3/8	2.07
848-080F	8	9-3/8	4-3/8	3.62
848-100F	10	11-5/8	5-3/4	7.44
848-120F	12	13-13/16	6-3/16	10.77

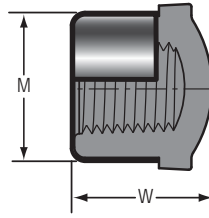
Schedule 80 PVC Technical Information
Schedule 80 Fittings



Pumping&Plumbing

SPECIAL REINFORCED CAP

SR Fipt

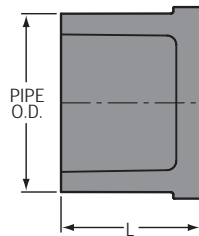


Part Number	Size	M	W	Approx. Wt. (Lbs.)
848-002SR	1/4	27/32	27/32	.02
848-003SR	3/8	31/32	29/32	.03
848-005SR	1/2	1-3/16	1-1/8	.04
848-007SR	3/4	1-3/8	1-3/32	.05
848-030SR	3	4-9/32	2-7/16	.79



PLUG

Spigot



Part Number	Size	L	Approx. Wt. (Lbs.)
849-005	1/2	1-1/8	.02
849-007	3/4	1-1/4	.03
849-010	1	1-3/8	.06
849-012	1-1/4	1-17/32	.10
849-015	1-1/2	1-11/16	.13
849-020	2	1-7/8	.21
849-025F	2-1/2	5-3/8	1.10
849-030F	3	5-5/8	1.63
849-040F	4	6-1/2	2.76
849-060F	6	9	6.71
849-080F	8	11-3/8	12.73
849-100F	10	11-15/16	17.99
849-120F	12	14-1/8	26.34

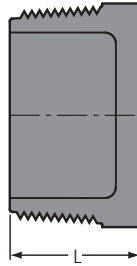


Schedule 80 PVC Technical Information
Schedule 80 Fittings

Pumping & Plumbing

PLUG

Mipt



Part Number	Size	L	Approx. Wt. (Lbs.)
850-002	1/4	23/32	.01
850-003	3/8	13/16	.01
850-005	1/2	13/16	.02
850-007	3/4	7/8	.02
850-010	1	1-1/4	.06
850-012	1-1/4	1-9/32	.08
850-015	1-1/2	1-11/32	.10
850-020	2	1-3/8	.15
850-025	2-1/2	1-25/32	.30
850-030	3	1-7/8	.43
850-040	4	2-3/32	.77
850-060	6	2-3/32	1.73
850-080F	8	8-5/8	11.45
850-100F	10	8-7/16	12.91



Schedule 80 PVC Technical Information
Schedule 80 Fittings

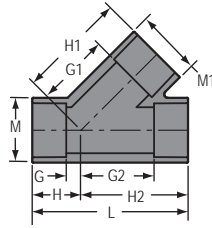


Pumping & Plumbing

WYE

Socket x Socket x Socket

1/2" - 2" 235 psi @ 73°F
2-1/2" - 6" 150 psi @ 73°F
8" & Up & All Fab 100 psi @ 73°F



Part Number	Size	G	G1	G2	H	H1	H2	L	M	M1	Approx. Wt. (Lbs.)
875-005	1/2	1/4	1-5/32	1-5/32	1-1/8	2-1/16	2-1/32	3-3/16	1-5/32	1-5/32	.12
875-007	3/4	5/16	1-3/8	1-3/8	1-5/16	2-3/8	2-3/8	3-23/32	1-3/8	1-3/8	.19
875-010	1	5/16	1-3/4	1-3/4	1-7/16	2-29/32	2-7/8	4-11/32	1-11/16	1-11/16	.31
875-012	1-1/4	13/32	2-5/32	2-5/32	1-21/32	3-13/32	3-13/32	5-3/32	2-1/16	2-1/16	.50
875-015	1-1/2	17/32	2-1/2	2-1/2	1-29/32	3-7/8	3-7/8	5-13/16	2-5/16	2-5/16	.70
875-020	2	5/8	3-7/32	3-7/32	2-5/32	4-7/8	4-7/8	6-7/8	2-7/8	2-7/8	1.20
875-025	2-1/2	27/32	3-31/32	3-31/32	2-19/32	5-23/32	5-23/32	8-5/16	3-1/2	3-1/2	2.00
875-030	3	31/32	4-3/4	4-25/32	2-27/32	6-5/8	6-21/32	9-1/2	4-3/16	4-3/16	3.02
875-040	4	1-1/4	6-1/32	6-1/32	3-1/2	8-9/32	8-9/32	11-25/32	5-1/4	5-1/4	5.10
875-050F	5	5-1/8	10-11/16	10-11/16	8-1/8	13-11/16	13-11/16	21-13/16	6-5/16	6-5/16	9.34
875-060	6	1-5/32	8-25/32	8-3/16	4-3/16	11-25/32	11-3/16	15-3/8	7-9/16	7-9/16	12.01
875-080	8	1-15/16	11-11/32	11-11/32	5-31/32	15-11/32	15-11/32	21-5/16	9-3/4	9-3/4	25.44
875-080F	8	5-1/16	15-7/8	13-11/16	9-5/16	20-1/8	17-15/16	27-1/4	9-5/8	9-5/8	39.76
875-100F	10	6-1/2	18-7/8	17-1/4	11-3/4	24-1/8	22-1/2	34-1/4	11-15/16	11-15/16	65.51
875-120F	12	7-1/8	21-13/16	19-7/8	13-3/8	28-1/16	26-1/8	39-1/2	14-1/8	14-1/8	109.85
875-140F	14	9-13/16	23-13/16	23-13/16	16-13/16	30-13/16	30-13/16	47-5/8	15-1/2	15-1/2	135.75
875-160F	16	10-1/8	26-1/8	26-1/8	18-1/8	34-1/8	34-1/8	52-1/4	17-11/16	17-11/16	183.59
875-180F	18	10	29-3/8	28	19	38-3/8	37	56	19-7/8	19-7/8	255.49
875-200F	20	11-5/8	31-5/8	31-5/8	21-5/8	41-5/8	41-5/8	63-1/4	22-1/16	22-1/16	399.60
875-240F	24	14-1/4	38-1/4	38-1/4	26-1/4	50-1/4	50-1/4	76-1/2	26-7/16	26-7/16	617.50

¹ Outlet sized with bushing





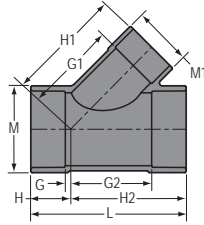
Schedule 80 PVC Technical Information
Schedule 80 Fittings

Pumping & Plumbing

REDUCING WYE

Socket x Socket x Socket

1/2" - 2-1/2" 235 psi @ 73°F
 3" - 6" 150 psi @ 73°F
 8" & Up & All Fab 100 psi @ 73°F



Part Number	Size	G	G1	G2	H	H1	H2	L	M	M1	Approx. Wt. (Lbs.)
875-131 ¹	1x1x3/4	1/4	2-7/32	1-27/32	1-3/8	2-31/32	2-31/32	4-11/32	1-11/16	1-11/16	.35
875-167 ¹	1-1/4x1-1/4x3/4	3/8	2-3/4	2-1/4	1-5/8	3-3/4	3-1/2	5-1/8	2-1/16	2-1/16	.61
875-168 ¹	1-1/4x1-1/4x1	3/8	2-5/8	2-1/4	1-5/8	3-3/4	3-1/2	5-1/8	2-1/16	2-1/16	.56
875-210 ¹	1-1/2x1-1/2x3/4	1/2	3-1/2	2-9/16	1-7/8	4-1/2	3-15/16	5-13/16	2-11/32	2-11/32	.88
875-211 ¹	1-1/2x1-1/2x1	1/2	3	2-9/16	1-7/8	4-5/32	3-15/16	5-13/16	2-11/32	2-11/32	.83
875-212 ¹	1-1/2x1-1/2x1-1/4	1/2	3-1/4	2-9/16	1-7/8	4-1/2	3-15/16	5-13/16	2-11/32	2-11/32	.74
875-248 ¹	2x2x3/4	5/8	4-5/32	3-7/32	2-5/32	5-5/32	4-7/8	6-7/8	2-7/8	2-7/8	1.46
875-250 ¹	2x2x1-1/4	5/8	3-5/16	3-3/8	2-5/32	5	4-3/4	6-7/8	2-7/8	2-7/8	1.46
875-291 ¹	2-1/2x2-1/2x1-1/2	1	6-1/4	4-9/16	3-1/16	7-5/8	6-5/8	9-11/16	4-3/16	4-3/16	4.34
875-292 ¹	2-1/2x2-1/2x2	1/2	3-3/4	4-3/4	2-1/2	6-7/8	6-1/2	9-3/8	4-1/4	4-1/4	3.97
875-335 ¹	3x3x1	11/16	5-7/8	4-7/32	2-9/16	6-15/16	6-1/8	8-23/32	4-3/16	4-3/16	3.27
875-336 ¹	3x3x1-1/4	7/8	5-3/4	4-1/8	2-3/4	7	6	8-3/4	4-3/16	4-3/16	3.21
875-337 ¹	3x3x1-1/2	2-5/8	5-1/2	4-1/4	2-5/8	6-7/8	6-1/8	8-3/4	4-3/16	4-3/16	3.14
875-338 ¹	3x3x2	1	5-11/32	4-3/4	2-7/8	6-31/32	6-5/8	9-1/2	4-3/16	4-3/16	3.48
875-339 ¹	3x3x2-1/2	7/8	4-1/8	4-21/32	2-3/4	6-3/4	6	8-3/4	4-3/16	4-3/16	2.97
875-419 ¹	4x4x1-1/2	1	6-5/8	5-1/4	3-1/4	8-13/16	7-1/2	10-3/4	5-1/4	5-3/16	6.04
875-420	4x4x2	-7/8	5-5/32	4-11/16	1-3/8	6-11/16	6-15/16	8-5/16	5-9/32	2-29/32	2.78
875-421F	4x4x2-1/2	4-9/16	8-13/16	9-1/16	6-13/16	10-1/2	11-5/16	18-1/8	5-1/4	3-1/2	5.37
875-422	4x4x3	1/2	5-7/16	5-7/32	2-3/4	7-5/16	7-15/32	10-7/32	5-1/4	4-3/16	3.98
875-528 ¹	6x6x2	1/16	8-13/16	6-9/16	3-1/16	10-5/16	9-9/16	12-5/8	7-9/16	5-7/16	9.78
875-528F	6x6x2	1-15/16	9-3/16	8-9/16	5-3/16	10-15/16	11-13/16	17	7-1/2	2-13/16	9.36
875-530 ¹	6x6x3	-1/16	8-3/8	6-11/16	3	10-1/4	9-11/16	12-5/8	7-9/16	5-3/8	9.60
875-530F	6x6x3	2-15/16	10-5/16	9-9/16	6-3/16	12-9/16	12-13/16	19	7-1/2	4-1/8	13.92
875-532	6x6x4	31/32	6-9/16	5-11/16	3-15/16	8-27/32	8-23/32	12-21/32	7-9/16	5-7/16	8.61
875-578 ¹	8x8x2	2	14-15/16	11-1/4	6	16-9/16	16-7/16	21-1/4	9-11/16	9-11/16	34.05
875-578F	8x8x2	7/8	10-1/2	9-1/2	5-1/8	12-1/4	13-3/4	18-7/8	9-5/8	2-13/16	17.93
875-579F	8x8x2-1/2	1-7/16	10-15/16	10-1/16	5-11/16	12-15/16	14-5/16	20	9-5/8	3-7/16	21.92
875-580F	8x8x3	1-15/16	11-5/8	10-9/16	6-3/16	13-7/8	14-13/16	21	9-5/8	4-1/8	21.92
875-582	8x8x4	11/16	9-1/8	8-3/16	3-5/16	11-3/8	12-3/16	15-1/2	9-23/32	5-1/4	14.25
875-582F	8x8x4	2-15/16	11-7/8	11-9/16	7-3/16	14-1/8	15-13/16	23	9-5/8	5-3/16	18.50
875-585 ¹	8x8x6	2	12-15/16	11-1/4	6	15-15/16	15-1/4	21-1/4	9-11/16	9-11/16	30.74
875-585F	8x8x6	4-15/16	13-15/16	13-9/16	9-3/16	17-3/16	17-13/16	27	9-5/8	7-1/2	32.97
875-621 ¹	10x10x2	3-3/4	6	14-1/2	9	17-1/2	19-3/4	28-3/4	11	7-1/2	30.84

¹ Outlet sized with bushing



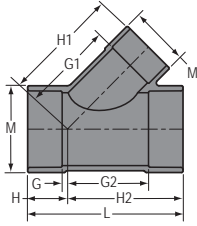
Schedule 80 PVC Technical Information
Schedule 80 Fittings



Pumping & Plumbing

REDUCING WYE (continued)
 Socket x Socket x Socket

1/2" - 2-1/2" 235 psi @ 73°F
 3" - 6" 150 psi @ 73°F
 8" & Up & All Fab 100 psi @ 73°F



Part Number	Size	G	G1	G2	H	H1	H2	L	M	M1	Approx. Wt. (Lbs.)
875-621F	10x10x2	1/4	11-7/8	10-1/2	5	13-5/8	15-3/4	20-3/4	11-15/16	2-13/16	41.46
875-622F	10x10x2-1/2	1/8	12-5/16	10-7/8	5-3/8	14-5/16	16-1/8	21-1/2	11-15/16	3-7/16	29.34
875-623 ¹	10x10x3	7/8	12-7/8	11-5/8	6-1/8	15-1/4	16-7/8	23	12	4-1/8	30.70
875-623F	10x10x3	3/4	13	11-1/2	6	15-1/4	16-3/4	22-3/4	11-15/16	4-1/8	31.71
875-624 ¹	10x10x4	1-7/8	10-5/8	12-5/8	7-1/8	12-1/4	17-7/8	25	12	5-3/8	30.56
875-624F	10x10x4	1-3/4	13-1/4	12-1/2	7	15-1/2	17-3/4	24-3/4	11-15/16	5-3/16	39.93
875-626	10x10x6	-9/32	12-27/32	11-1/32	4-23/32	15-7/8	16-1/32	20-3/4	12-1/32	7-19/32	28.12
875-626F	10x10x6	3-3/4	15-5/16	14-1/2	9	18-9/16	19-3/4	28-3/4	11-15/16	7-1/2	42.69
875-628	10x10x8	1-7/32	12-3/4	12-1/4	6-7/32	16-25/32	17-9/32	23-1/2	12-1/32	9-23/32	34.14
875-628F	10x10x8	5-1/4	17-1/4	16	10-1/2	21-1/2	21-1/4	31-3/4	11-15/16	9-5/8	55.19
875-661F	12x12x2	1-5/16	13-3/16	11-7/16	4-15/16	14-15/16	17-11/16	22-5/8	14-1/8	2-13/16	37.58
875-662F	12x12x2-1/2	15/16	13-5/8	11-13/16	5-5/16	15-5/8	18-1/16	23-3/8	14-1/8	3-7/16	43.72
875-663F	12x12x3	1/8	14-5/16	12-7/8	6-3/8	16-9/16	19-1/8	25-1/2	14-1/8	4-1/8	43.39
875-664F	12x12x4	5/8	14-9/16	13-3/8	6-7/8	16-13/16	19-5/8	26-1/2	14-1/8	5-3/16	48.41
875-666F	12x12x6	2-5/8	16-5/8	15-3/8	8-7/8	19-7/8	21-5/8	30-1/2	14-1/8	7-1/2	64.52
875-668F	12x12x8	4-1/4	18-9/16	17	10-1/2	22-13/16	23-1/4	33-3/4	14-1/8	9-5/8	71.04
875-670F	12x12x10	5-3/4	20-3/16	18-1/2	12	25-7/16	24-3/4	36-3/4	14-1/8	11-15/16	80.79
875-694F	14x14x4	1-1/4	15-5/16	15-1/4	8-1/4	17-9/16	22-1/4	30-1/2	15-1/2	5-3/16	68.80
875-696F	14x14x6	2	17-3/8	16	9	20-5/8	23	32	15-1/2	7-1/2	78.50
875-698F	14x14x8	4-1/4	19-5/16	18-1/4	11-1/4	23-9/16	25-1/4	36-1/2	15-1/2	9-5/8	90.50
875-700F	14x14x10	5-3/4	20-15/16	19-3/4	12-3/4	26-3/16	26-3/4	39-1/2	15-1/2	11-15/16	84.58
875-702F	14x14x12	7-1/4	22-9/16	21-1/4	14-1/4	28-13/16	28-1/4	42-1/2	15-1/2	14-1/8	108.22
875-754F	16x16x4	1-1/8	16-5/8	17-1/8	9-1/8	18-7/8	25-1/8	34-1/4	17-11/16	5-3/16	76.47
875-756F	16x16x6	1-5/8	18-11/16	17-5/8	9-5/8	21-15/16	25-5/8	35-1/4	17-11/16	7-1/2	105.73
875-758F	16x16x8	3-5/8	20-5/8	19-5/8	11-5/8	24-7/8	27-5/8	39-1/4	17-11/16	9-5/8	120.00
875-760F	16x16x10	5-1/8	22-1/4	21-1/8	13-1/8	27-1/2	29-1/8	42-1/4	17-11/16	11-15/16	123.77
875-762F	16x16x12	6-1/2	23-7/8	22-1/2	14-1/2	30-1/8	30-1/2	45	17-11/16	14-1/8	142.80
875-764F	16x16x14	7-7/8	25-1/8	23-7/8	15-7/8	32-1/8	31-7/8	47-3/4	17-11/16	15-1/2	161.25
875-784F	18x18x4	0	17-7/8	18	9	20-1/8	27	36	19-7/8	5-3/16	116.63
875-786F	18x18x6	3/8	20-1/8	18-9/16	9-3/8	23-3/8	27-9/16	36-15/16	19-7/8	7-1/2	114.13
875-788F	18x18x8	3	21-7/8	21	12	26-1/8	30	42	19-7/8	9-5/8	92.20
875-790F	18x18x10	4-1/2	23-1/2	22-1/2	13-1/2	28-3/4	31-1/2	45	19-7/8	11-15/16	164.27
875-792F	18x18x12	6	25-1/8	24	15	31-3/8	33	48	19-7/8	14-1/8	184.56
875-794F	18x18x14	7	26-3/8	25	16	33-3/8	34	50	19-7/8	15-1/2	225.00
875-796F	18x18x16	8-1/2	27-3/8	26-1/2	17-1/2	35-3/8	35-1/2	53	19-7/8	17-11/16	225.00
875-814F	20x20x4	1	19-3/16	19	9	21-7/16	29	38	22-1/16	5-3/16	142.64
875-816F	20x20x6	1/8	21-1/4	19-7/8	9-7/8	24-1/2	29-7/8	39-3/4	22-1/16	7-1/2	156.65

¹ Outlet sized with bushing



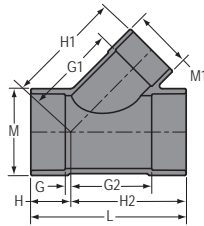


Schedule 80 PVC Technical Information
Schedule 80 Fittings

Pumping & Plumbing

REDUCING WYE (continued)
 Socket x Socket x Socket

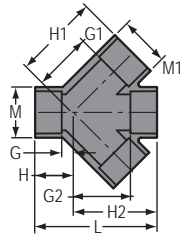
1/2" - 2-1/2" 235 psi @ 73°F
 3" - 6" 150 psi @ 73°F
 8" & Up & All Fab 100 psi @ 73°F



Part Number	Size	G	G1	G2	H	H1	H2	L	M	M1	Approx. Wt. (Lbs.)
875-816F	20x20x6	1/8	21-1/4	19-7/8	9-7/8	24-1/2	29-7/8	39-3/4	22-1/16	7-1/2	156.65
875-818F	20x20x8	2-5/8	23-3/16	22-5/8	12-5/8	27-7/16	32-5/8	45-1/4	22-1/16	9-5/8	173.00
875-820F	20x20x10	4-1/8	24-13/16	24-1/8	14-1/8	30-1/16	34-1/8	48-1/4	22-1/16	11-15/16	190.74
875-822F	20x20x12	5-5/8	26-7/16	25-5/8	15-5/8	32-11/16	35-5/8	51-1/4	22-1/16	14-1/8	237.50
875-824F	20x20x14	7-1/8	27-11/16	27-1/8	17-1/8	34-11/16	37-1/8	54-1/4	22-1/16	15-1/2	243.75
875-826F	20x20x16	8-1/2	28-11/16	28-1/2	18-1/2	36-11/16	38-1/2	57	22-1/16	17-11/16	250.00
875-828F	20x20x18	10-1/8	30-11/16	30-1/8	20-1/8	39-11/16	40-1/8	60-1/4	22-1/16	19-7/8	255.62
875-904F	24x24x4	3	21-3/4	21	9	24	33	42	26-7/16	5-3/16	230.78
875-906F	24x24x6	7/8	23-13/16	23-1/8	11-1/8	27-1/16	35-1/8	46-1/4	26-7/16	7-1/2	248.89
875-908F	24x24x8	1-3/4	25-3/4	25-3/4	13-3/4	30	37-3/4	51-1/2	26-7/16	9-5/8	269.27
875-910F	24x24x10	3-1/4	27-3/8	27-1/4	15-1/4	32-5/8	39-1/4	54-1/2	26-7/16	11-15/16	291.66
875-912F	24x24x12	4-3/4	29	28-3/4	16-3/4	35-1/4	40-3/4	57-1/2	26-7/16	14-1/8	264.99
875-914F	24x24x14	6-1/4	30-1/4	30-1/4	18-1/4	37-1/4	42-1/4	60-1/2	26-7/16	15-1/2	283.70
875-916F	24x24x16	7-3/4	31-1/4	31-3/4	19-3/4	39-1/4	43-3/4	63-1/2	26-7/16	17-11/16	310.60
875-918F	24x24x18	9-1/4	33-1/4	33-1/4	21-1/4	42-1/4	45-1/4	66-1/2	26-7/16	19-7/8	255.60
875-920F	24x24x20	9-5/8	34-3/16	33-5/8	21-5/8	44-3/16	45-5/8	67-1/4	26-7/16	22-1/16	372.56

DOUBLE WYE
 Socket x Socket x Socket x Socket

100 psi @ 73°F



Part Number	Size	G	G1	G2	H	H1	H2	L	M	M1	Approx. Wt. (Lbs.)
876-020F	2	3-7/8	6-1/4	6-1/4	5-7/16	7-13/16	7-13/16	13-3/16	2-7/8	2-7/8	2.97
876-030F	3	4-7/8	8-1/8	8-1/8	6-3/4	10-1/16	10-1/16	16-13/16	4-3/16	4-3/16	6.48
876-040F	4	4-11/16	9-3/16	9-3/16	6-15/16	11-7/16	11-7/16	18-3/8	5-3/16	5-3/16	9.74
876-060F	6	4-15/16	12-5/8	11-9/16	8-3/16	15-7/8	14-13/16	23	7-1/2	7-1/2	25.44
876-080F	8	5-1/16	15-7/8	13-11/16	9-5/16	20-1/8	17-15/16	27-1/4	9-5/8	9-5/8	48.35
876-100F	10	6-1/2	18-7/8	17-1/4	11-3/4	24-1/8	22-1/2	34-1/4	11-15/16	11-15/16	65.51
876-120F	12	7-1/8	21-13/16	19-7/8	13-3/8	28-1/16	26-1/8	39-1/2	14-1/8	14-1/8	101.98

Schedule 80 PVC Technical Information
Schedule 80 Fittings

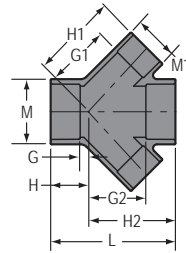


Pumping&Plumbing

REDUCING DOUBLE WYE

Socket x Socket x Socket x Socket

3" - 6" 150 psi @ 73°F
 All Fab 100 psi @ 73°F



Part Number	Size	G	G1	G2	H	H1	H2	L	M	M1	Approx. Wt. (Lbs.)
876-338	3x2	3/8	4-1/4	4-13/32	2-1/4	5-3/4	5-29/32	8	4-3/16	2-7/8	2.24
876-421F	4x2-1/2	4-9/16	8-13/16	9-1/16	6-13/16	10-1/2	11-5/16	18-1/8	5-1/4	3-1/2	5.37
876-422F	4x3	4-11/16	10	9-3/16	6-15/16	11-13/16	11-7/16	18-3/8	5-3/16	5-3/16	13.87
876-528F	6x2	1-15/16	9-3/16	8-9/16	5-3/16	10-15/16	11-13/16	17	7-1/2	2-13/16	10.07
876-529F	6x2-1/2	2-7/16	9-5/8	9-1/16	5-11/16	11-5/8	12-5/16	18	7-1/2	3-7/16	13.21
876-530F	6x3	2-15/16	10-15/16	9-9/16	6-3/16	12-9/16	12-13/16	19	7-1/2	4-1/8	13.21
876-532F	6x4	3-15/16	10-9/16	10-9/16	7-3/16	12-13/16	13-13/16	21	7-1/2	5-3/16	18.77
876-578F	8x2	7/8	10-1/2	9-1/2	5-1/8	12-1/4	13-3/4	18-7/8	9-5/8	2-13/16	14.55
876-579F	8x2-1/2	1-7/16	10-15/16	10-1/16	5-11/16	12-15/16	14-5/16	20	9-5/8	3-7/16	21.92
876-580F	8x3	1-15/16	11-5/8	10-9/16	6-3/16	13-7/8	14-13/16	21	9-5/8	4-1/8	18.87
876-582F	8x4	2-15/16	11-7/8	11-9/16	7-3/16	14-1/8	15-13/16	23	9-5/8	5-3/16	20.88
876-585F	8x6	4-15/16	13-15/16	13-9/16	9-3/16	17-3/16	17-13/16	27	9-5/8	7-1/2	28.76
876-621F	10x2	1/4	11-7/8	10-1/2	5	13-5/8	15-3/4	20-3/4	11-15/16	2-13/16	26.48
876-622F	10x2-1/2	1/8	12-5/16	10-7/8	5-3/8	14-5/16	16-1/8	21-1/2	11-15/16	3-7/16	29.34
876-623F	10x3	3/4	13	11-1/2	6	15-1/4	16-3/4	22-3/4	11-15/16	4-1/8	22.67
876-624F	10x4	1-3/4	13-1/4	12-1/2	7	15-1/2	17-3/4	24-3/4	11-15/16	5-3/16	30.53
876-626F	10x6	3-3/4	15-5/16	14-1/2	9	18-9/16	19-3/4	28-3/4	11-15/16	7-1/2	40.05
876-628F	10x8	5-1/4	17-1/4	16	10-1/2	21-1/2	21-1/4	31-3/4	11-15/16	9-5/8	55.99
876-661F	12x2	1-5/16	13-3/16	11-7/16	4-15/16	14-15/16	17-11/16	22-5/8	14-1/8	2-13/16	37.58
876-662F	12x2-1/2	15/16	13-5/8	11-13/16	5-5/16	15-5/8	18-1/16	23-3/8	14-1/8	3-7/16	44.74
876-663F	12x3	1/8	14-5/16	12-7/8	6-3/8	16-9/16	19-1/8	25-1/2	14-1/8	4-1/8	43.39
876-664F	12x4	5/8	14-9/16	13-3/8	6-7/8	16-13/16	19-5/8	26-1/2	14-1/8	5-3/16	40.74
876-666F	12x6	2-5/8	16-5/8	15-3/8	8-7/8	19-7/8	21-5/8	30-1/2	14-1/8	7-1/2	68.02
876-668F	12x8	4-1/4	18-9/16	17	10-1/2	22-13/16	23-1/4	33-3/4	14-1/8	9-5/8	71.03
876-670F	12x10	5-3/4	20-3/16	18-1/2	12	25-7/16	24-3/4	36-3/4	14-1/8	11-15/16	80.79

