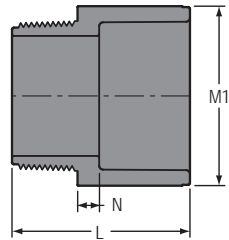


Conexões PVC e CPVC Sch80
Dimensões conforme ASTM D2464 e D2467 / ASTM F439 e F1498
Unões conforme ASTM F1970
Flanges conforme ANSI B 16.5 - Classe 150

Adaptador Macho

Rosca (Mipt) x Cola

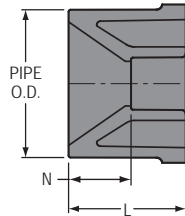


Diâmetro	L	M1	N
1/2	1-23/32	1-5/32	3/16
3/4	1-27/32	1-7/16	7/32
1	2-5/32	1-23/32	7/32
1-1/4	2-1/4	2-1/8	1/32
1-1/2	2-11/16	2-3/8	9/32
2	2-7/8	2-7/8	5/16
2-1/2	3-21/32	3-17/32	11/32
3	3-7/8	4-1/4	3/8
4	4-13/32	5-5/16	13/32
6	5-7/16	7-1/2	13/16

Medidas em Polegadas (x 25,4 para mm)

Bucha Redução

Espiga x Cola

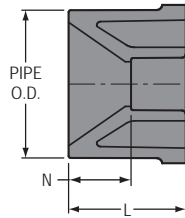


Diâmetro	L	N
3/8x1/4	31/32	5/16
1/2x1/4	1-3/32	13/32
1/2x3/8	1-1/8	11/32
3/4x1/2	1-7/32	11/32
1x3/8	1-5/8	27/32
1x1/2	1-11/32	11/32
1x3/4	1-11/32	5/16
1-1/4x1/2	1-1/2	5/8
1-1/4x3/4	1-1/2	1/2
1-1/4x1	1-19/32	15/32
1-1/2x1/2	1-23/32	13/16
1-1/2x3/4	1-5/8	5/8
1-1/2x1	1-9/16	13/32
1-1/2x1-1/4	1-9/16	9/32
2x1/2	1-25/32	7/8
2x3/4	1-29/32	21/32
2x1	1-25/32	5/8
2x1-1/4	1-11/16	7/16
2x1-1/2	1-3/4	11/32
2-1/2x1/2	2-1/2	1-1/2
2-1/2x3/4	2-17/32	1-15/32
2-1/2x1	2-1/32	29/32
2-1/2x1-1/4	2-5/32	13/32
2-1/2x1-1/2	2-5/32	3/4
2-1/2x2	2-1/16	17/32
3x3/4	2-9/16	1-17/32
3x1	2-9/32	1-1/8
3x1-1/4	2-1/4	1
3x1-1/2	2-9/32	7/8
3x2	2-7/32	23/32
3x2-1/2	2-5/16	1/4

Medidas em Polegadas (x 25,4 para mm)

Bucha Redução

Espiga x Cola

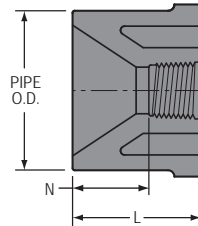


Diâmetro	L	N
4x1/2	3-1/16	2-5/32
4x3/4	2-27/32	1-27/32
4x1	3-1/16	1-1/8
4x1-1/4	3-9/16	1-11/16
4x1-1/2	2-27/32	1-7/16
4x2	2-21/32	1-1/8
4x2-1/2	2-17/32	25/32
4x3	2-9/16	11/16
6x4	3-9/16	1-1/4
6x3	3-17/32	2-1/8
6x2	3-17/32	2-1/32
6x2-1/2	3-29/32	2-5/32
8x3	5-1/8	3-1/4
8x4	4-1/2	2-1/4
8x6	4-3/8	1-3/8

Medidas em Polegadas (x 25,4 para mm)

Bucha Redução

Espiga x Rosca (Fipt)

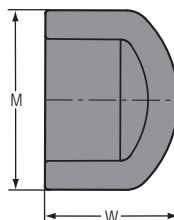


Diâmetro	L	N
1/2x1/4	1	7/8
1/2x3/8	1-3/32	17/32
3/4x1/4	1-7/32	5/8
3/4x3/8	1-1/4	21/32
3/4x1/2	1-1/4	7/16
1x1/2	1-5/32	21/32
1x3/4	1-3/8	21/32
1-1/2x1/2	1-11/16	31/32
1-1/2x3/4	1-9/16	27/32
1-1/2x1	1-23/32	13/16
2x1/2	1-29/32	1-5/32
2x3/4	1-7/8	1-5/32
2x1	1-29/32	1
2x1-1/2	1-9/16	5/8

Medidas em Polegadas (x 25,4 para mm)

CAP

Cola

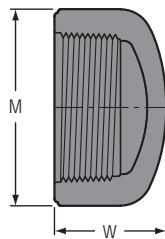


Diâmetro	M	W
1/4	13/16	15/16
3/8	31/32	1-1/8
1/2	1-3/16	1-7/32
3/4	1-3/8	1-13/32
1	1-23/32	1-5/8
1-1/4	2-3/32	1-27/32
1-1/2	2-11/32	2
2	2-27/32	2-9/32
2-1/2	3-17/32	2-5/8
3	4-5/32	3-1/32
4	5-1/4	3-9/16
5	6-1/2	4-7/16
6	7-1/2	4-7/8

Medidas em Polegadas (x 25,4 para mm)

CAP

Rosca (Fipt)

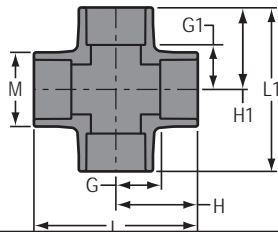


Diâmetro	M	W
1/2	1-3/16	1-1/16
3/4	1-3/32	1-7/32
1	1-27/32	1-7/16
1-1/2	2-17/32	1-5/8
2	3-5/32	1-25/32

Medidas em Polegadas (x 25,4 para mm)

Cruzeta

Cola x Cola x Cola x Cola

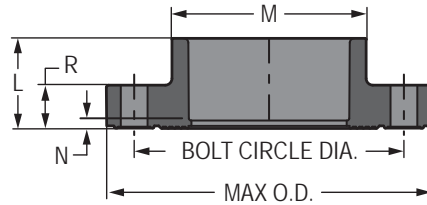


Diâmetro	G	G1	H	H1	L	L1	M
1/4	13/32	13/32	1-1/32	1-1/32	2-1/16	2-1/16	27/32
1/2	9/16	9/16	1-15/32	1-15/32	2-15/16	2-15/16	1-3/16
3/4	5/8	5/8	1-5/8	1-5/8	3-9/32	3-9/32	1-13/32
1	31/32	31/32	2-3/32	2-3/32	4-7/32	4-7/32	1-23/32
1-1/4	1-3/32	1-3/32	2-3/8	2-3/8	4-3/4	4-3/4	2-1/8
1-1/2	1-1/4	1-1/4	2-5/8	2-5/8	5-1/4	5-1/4	2-3/8
2	1-1/2	1-1/2	3	3	6	6	3
2-1/2	1-11/16	1-11/16	3-15/32	3-15/32	6-29/32	6-29/32	3-17/32
3	2-3/32	2-3/32	3-31/32	3-31/32	7-15/16	7-15/16	4-11/32
4	2-5/8	2-5/8	4-7/8	4-7/8	9-3/4	9-3/4	5-11/32

Medidas em Polegadas (x 25,4 para mm)

Flange Fixo

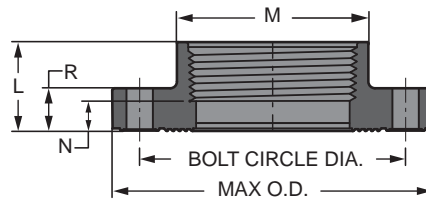
Cola



Diâmetro	L	M	N	R	Bolt Circle Dia.	No. of Bolt Holes	Bolt Size	Min. Bolt Length	Max O.D.
1/2	1-1/16	1-9/32	1/8	9/16	2-3/8	4	1/2	2	3-1/2
3/4	1-3/16	1-1/2	1/8	5/8	2-3/4	4	1/2	2	3-7/8
1	1-5/16	1-13/16	3/16	3/4	3-1/8	4	1/2	2-1/4	4-1/4
1-1/4	1-3/8	2-3/16	3/32	21/32	3-1/2	4	1/2	2-1/4	4-5/8
1-1/2	1-19/32	2-1/2	3/16	23/32	3-7/8	4	1/2	2-1/2	5-1/16
2	1-27/32	3	5/16	27/32	4-3/4	4	5/8	3	6
2-1/2	2-1/4	3-1/2	1/2	1	5-1/2	4	5/8	3-1/4	7
3	2-5/16	4-9/32	3/8	1-1/16	6	4	5/8	3-1/4	7-1/2
4	2-7/16	5-7/32	3/16	1-5/32	7-1/2	8	5/8	3-1/2	9-1/16
5	3-1/4	6-3/8	1/4	1	8-1/2	8	3/4	3-3/4	10-1/8
6	3-1/4	7-9/16	1/4	1-3/8	9-1/2	8	3/4	4	11
8	4-17/32	9-3/4	1/2	1-7/16	11-11/16	8	3/4	4-1/2	13-5/8
10	9-7/8	11-15/16	4-5/8	1-3/8	14-1/4	12	7/8	4	16
12	10-11/16	14-1/8	4-7/16	1-3/8	17	12	7/8	5	19

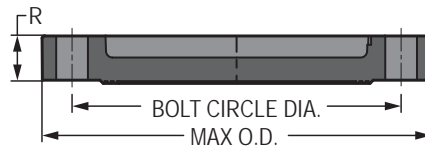
Flange Fixo

Rosca (Fipt)



Diâmetro	L	M	N	R	Bolt Circle Dia.	No. of Bolt Holes	Bolt Size	Min. Bolt Length	Max O.D.
1/2	1-1/16	1-5/16	9/32	9/16	2-3/8	4	1/2	2	3-1/2
3/4	1-3/16	1-17/32	15/32	5/8	2-3/4	4	1/2	2	3-7/8
1	1-5/16	1-13/16	7/16	3/4	3-1/8	4	1/2	2-1/4	4-1/4
1-1/4	1-3/8	2-7/32	17/32	23/32	3-1/2	4	1/2	2-1/4	4-5/8
1-1/2	1-11/16	2-1/2	19/32	23/32	3-27/32	4	1/2	2-1/2	5-1/16
2	1-27/32	3	7/8	7/8	4-3/4	4	5/8	3	6

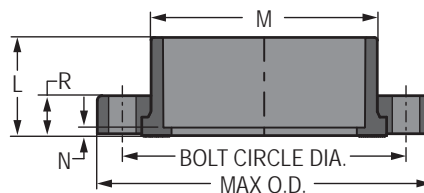
Flange Cego



Diâmetro	R	Bolt Circle Dia.	No. of Bolt Holes	Bolt Size	Min. Bolt Length	Max. O.D.
1/2	17/32	2-3/8	4	1/2	2	3-17/32
3/4	5/8	2-3/4	4	1/2	2	3-7/8
1	3/4	3-1/8	4	1/2	2-1/4	4-1/4
1-1/4	23/32	3-1/2	4	1/2	2-1/4	4-5/8
1-1/2	23/32	3-27/32	4	1/2	2-1/2	5-1/16
2	27/32	4-3/4	4	5/8	3	5-31/32
2-1/2	1	5-1/2	4	5/8	3-1/4	7
3	1-1/16	6	4	5/8	3-1/4	7-1/2
4	1-5/32	7-1/2	8	5/8	3-1/2	9-1/16
6	1-3/8	9-1/2	8	3/4	4	11
8	1-7/16	11-3/4	8	3/4	4-1/2	13-1/2
10	1-11/16	14-1/4	12	7/8	5	16
12	1-11/16	17	12	7/8	5	19

Flange Fêmea Solto

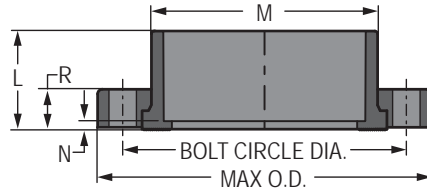
Cola



Diâmetro	L	M	N	R	Bolt Circle Dia.	No. of Bolt Holes	Bolt Size	Min. Bolt Length	Max O.D.
1/2	1-1/32	1-7/32	5/32	17/32	2-3/8	4	1/2	2	3-1/2
3/4	1-1/8	1-7/16	5/32	9/16	2-3/4	4	1/2	2	3-7/8
1	1-9/32	1-3/4	5/32	5/8	3-1/8	4	1/2	2-1/4	4-1/4
1-1/4	1-13/32	2-5/32	5/32	11/16	3-1/2	4	1/2	2-1/4	4-5/8
1-1/2	1-17/32	2-7/16	3/16	3/4	3-7/8	4	1/2	2-1/2	5
2	1-11/16	2-15/16	3/16	13/16	4-3/4	4	5/8	3	6

Flange Fêmea Solto

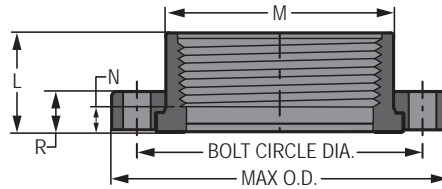
Cola



Diâmetro	L	M	N	R	Bolt Circle Dia.	No. of Bolt Holes	Bolt Size	Min. Bolt Length	Max O.D.
2-1/2	2	3-1/2	3/16	31/32	5-1/2	4	5/8	3-1/4	7
3	2-1/8	4-1/4	1/4	1-1/16	6	4	5/8	3-1/4	7-1/2
4	2-1/2	5-1/4	1/4	1-1/8	7-1/2	8	5/8	3-1/2	9
5	3	6-1/4	3/8	1-1/8	8-1/2	8	3/4	3-3/4	10-1/8
6	3-3/8	7-9/16	7/16	1-9/32	9-1/2	8	3/4	4	11
8	4-3/8	9-5/16	9/32	1-3/8	11-3/4	8	3/4	4-1/2	13-1/2
10	5-11/16	11-3/4	21/32	1-5/8	14-1/4	12	7/8	5	16
12	7-1/4	13-3/4	5/8	1-1/2	17	12	7/8	5	19
14	7-1/2	15-1/2	1/2	2	18-3/4	12	1	5-1/2	21
16	8-3/4	17-3/4	3/4	2-3/8	21-1/4	16	1	6-1/2	23-1/2
18	9	20	1/4	2-3/8	22-3/4	16	1-1/8	6-1/2	25

Flange Fêmea Solto

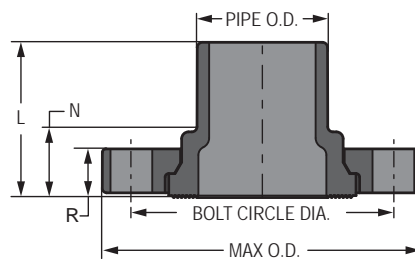
Rosca (Fipt)



Diâmetro	L	M	N	R	Bolt Circle Dia.	No. of Bolt Holes	Bolt Size	Min. Bolt Length	Max. O.D.
1/2	1-1/32	1-7/32	9/32	17/32	2-3/8	4	1/2	2	3-1/2
3/4	1-5/32	1-3/8	13/32	9/16	2-3/4	4	1/2	2	3-7/8
1	1-1/4	1-3/4	5/16	5/8	3-1/8	4	1/2	2-1/4	4-1/4
1-1/4	1-3/8	2-1/8	13/32	11/16	3-1/2	4	1/2	2-1/4	4-5/8
1-1/2	1-15/32	2-7/16	13/32	3/4	3-7/8	4	1/2	2-1/2	5
2	1-9/16	2-31/32	1/2	13/16	4-3/4	4	5/8	3	6
2-1/2	2	3-9/16	7/16	1	5-1/2	4	5/8	3-1/4	7
3	2-1/8	4-1/4	1/2	1-1/16	6	4	5/8	3-1/4	7-1/2
4	2-1/16	5-1/4	3/8	1-1/4	7-1/2	8	5/8	3-1/2	9

Flange Macho (Solto)

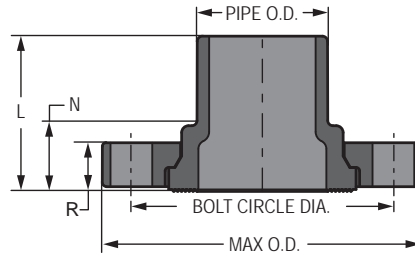
Espiga



Diâmetro	L	N	R	Bolt Circle Dia.	No. of Bolt Holes	Bolt Size	Min. Bolt Length	Max. O.D.
1/2	1-3/4	29/32	17/32	2-3/8	4	1/2	2	3-1/2
3/4	1-15/16	31/32	9/16	2-3/4	4	1/2	2	3-7/8
1	2-3/16	1-1/32	5/8	3-1/8	4	1/2	2-1/4	4-1/4
1-1/4	2-11/32	1-3/32	11/16	3-1/2	4	1/2	2-1/4	4-5/8

Flange Macho (Solto)

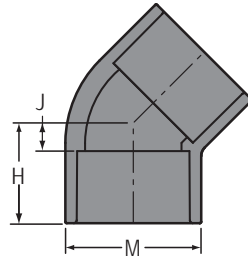
Espiga



Diâmetro	L	N	R	Bolt Circle Dia.	No. of Bolt Holes	Bolt Size	Min. Bolt Length	Max. O.D.
1-1/2	2-5/8	1-9/32	3/4	3-7/8	4	1/2	2-1/2	5
2	2-7/8	1-11/32	13/16	4-3/4	4	5/8	3	6
2-1/2	3-1/16	1-9/32	1	5-1/2	4	5/8	3-1/4	7
3	3-3/8	1-7/16	1-1/16	6	4	5/8	3-1/4	7-1/2
4	3-7/8	1-5/8	1-1/4	7-1/2	8	5/8	3-1/2	9
6	4-3/4	1-25/32	1-9/32	9-1/2	8	3/4	4	11
8	5-7/8	1-15/16	1-3/8	11-3/4	8	3/4	4-1/2	13-1/2
10	8	2-1/4	1-5/8	14-1/4	12	7/8	5	16
12	8-1/2	2-3/16	1-5/8	17	12	7/8	5	19

Joelho 45°

Cola x Cola

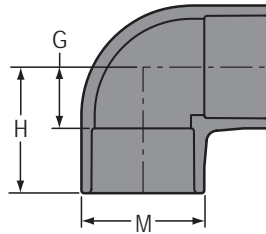


Diâmetro	H	J	M
1/4	13/16	5/32	27/32
3/8	31/32	7/32	1
1/2	1-1/8	1/4	1-3/16
3/4	1-5/16	5/16	1-7/16
1	1-7/16	5/16	1-23/32
1-1/4	1-5/8	3/8	2-1/8
1-1/2	1-13/16	7/16	2-3/8
2	2-1/8	5/8	2-7/8
2-1/2	2-13/32	21/32	3-1/2
3	2-29/32	29/32	4-5/32
4	3-5/16	1-1/16	5-1/4
6	4-3/4	1-3/4	7-19/32
8	6	2	9-3/4

Medidas em Polegadas (x 25,4 para mm)

Joelho 90°

Cola x Cola

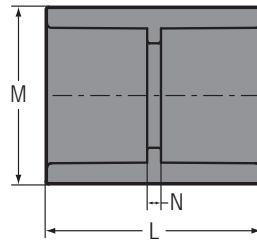


Diâmetro	G	H	M
1/4	11/32	1	13/16
3/8	15/32	1-1/4	31/32
1/2	9/16	1-15/32	1-3/16
3/4	5/8	1-11/16	1-7/16
1	7/8	2	1-3/4
1-1/4	1	2-9/32	1-31/32
1-1/2	1-3/32	2-9/16	2-3/8
2	1-13/32	2-15/16	2-7/8
2-1/2	1-9/16	3-11/32	3-15/32
3	2-1/32	3-31/32	4-3/16
4	2-5/8	4-7/8	5-7/32
6	3-3/4	6-3/4	7-19/32
8	4-25/32	8-25/32	9-3/4

Medidas em Polegadas (x 25,4 para mm)

Luva

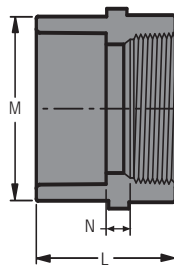
Cola x Cola



Diâmetro	L	M	N
1/4	1-3/8	27/32	1/16
3/8	1-5/8	1	3/32
1/2	1-7/8	1-3/16	1/8
3/4	2-1/8	1-13/32	1/8
1	2-15/32	1-23/32	3/16
1-1/4	2-23/32	2-7/32	7/32
1-1/2	2-7/8	2-11/32	3/32
2	3-1/8	2-27/32	3/32
2-1/2	3-11/16	3-15/32	1/4
3	3-31/32	4-5/32	3/16
4	4-3/4	5-5/16	1/4
6	6-3/8	7-9/16	1/4
8	8-1/4	9-23/32	9/32

Medidas em Polegadas (x 25,4 para mm)

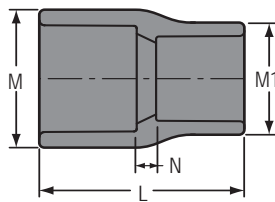
Luva L/R
Cola x Rosca (Fipt)



Diâmetro	L	M	N
1/4	1-11/32	27/32	3/32
3/8	1-15/32	1	3/32
1/2	1-3/4	1-5/32	3/32
3/4	1-27/32	1-13/32	3/32
1	2-1/8	1-23/32	3/32
1-1/4	2-5/16	2-3/32	3/32
1-1/2	2-1/2	2-11/32	3/32
2	3	3-1/32	1/4
2-1/2	3-1/4	3-9/16	7/32
3	3-15/32	4-1/4	3/16
4	3-31/32	5-7/32	1/4
6	4-31/32	7-21/32	5/16

Medidas em Polegadas (x 25,4 para mm)

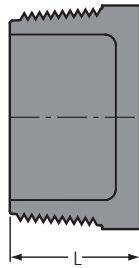
Luva Redução
Cola x Cola



Diâmetro	L	M	M1	N
3/4x1/2	2-3/32	1-13/32	1-5/32	7/32
1x1/2	2-3/16	1-23/32	1-13/32	7/32
1x3/4	2-13/32	1-23/32	1-13/32	1/4
1-1/4x1/2	2-9/16	2-3/32	1-5/32	7/16
1-1/4x3/4	2-19/32	2-3/32	1-5/8	11/32
1-1/4x1	2-11/16	2-1/8	1-3/4	5/16
1-1/2x1/2	2-27/32	2-11/32	1-3/16	19/32
1-1/2x3/4	2-7/8	2-3/8	1-13/32	17/32
1-1/2x1	2-7/8	2-11/32	1-15/16	3/8
1-1/2x1-1/4	2-13/16	2-13/32	2-1/8	5/32
2x1/2	3-3/32	2-7/8	1-5/32	11/16
2x3/4	3-7/32	2-7/8	1-13/32	23/32
2x1	3-1/8	2-7/8	1-23/32	17/32
2x1-1/4	3-11/32	2-7/8	2-3/32	19/32
2x1-1/2	3-7/32	2-27/32	2-11/32	1/4
2-1/2x1-1/4	3-29/32	3-1/2	2-3/8	15/16
2-1/2x1-1/2	3-3/4	3-1/2	2-3/8	19/32
2-1/2x2	3-21/32	3-15/32	2-27/32	13/32
3x1	4-7/16	4-1/8	2-7/8	1-7/16
3x1-1/4	4-7/32	4-5/32	2-29/32	1-1/16
3x1-1/2	4-13/32	4-5/32	2-7/8	1-3/16
3x2	4	4-5/32	2-27/32	11/16
3x2-1/2	3-27/32	4-3/16	3-1/2	7/32
3x2-1/2	6	4-1/16	3-7/16	1-3/4
4x3/4	5-23/32	5-9/32	2-29/32	2-13/32
4x1	5-15/16	5-9/32	2-29/32	2-17/32
4x1-1/2	5-23/32	5-9/32	2-29/32	2-1/16
4x2	5-1/2	5-9/32	2-7/8	1-25/32
4x2-1/2	4-9/16	5-3/16	3-1/2	17/32
4x3	4-19/32	5-1/4	4-3/16	15/32

PLUG

Rosca (Mipt)

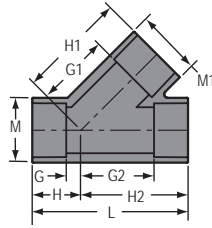


Diâmetro	L
1/4	23/32
3/8	13/16
1/2	13/16
3/4	7/8
1	1-1/4
1-1/4	1-9/32
1-1/2	1-11/32
2	1-3/8

Medidas em Polegadas (x 25,4 para mm)

Te 45° (WYE)
Cola x Cola x Cola

1/2" - 2" 235 psi @ 23°C
2-1/2" - 6" 150 psi @ 23°C
8" 100 psi @ 23°C

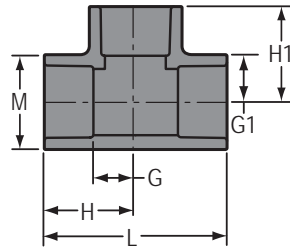


Diâmetro	G	G1	G2	H	H1	H2	L	M	M1
1/2	1/4	1-5/32	1-5/32	1-1/8	2-1/16	2-1/32	3-3/16	1-5/32	1-5/32
3/4	5/16	1-3/8	1-3/8	1-5/16	2-3/8	2-3/8	3-23/32	1-3/8	1-3/8
1	5/16	1-3/4	1-3/4	1-7/16	2-29/32	2-7/8	4-11/32	1-11/16	1-11/16
1-1/4	13/32	2-5/32	2-5/32	1-21/32	3-13/32	3-13/32	5-3/32	2-1/16	2-1/16
1-1/2	17/32	2-1/2	2-1/2	1-29/32	3-7/8	3-7/8	5-13/16	2-5/16	2-5/16
2	5/8	3-7/32	3-7/32	2-5/32	4-7/8	4-7/8	6-7/8	2-7/8	2-7/8
2-1/2	27/32	3-31/32	3-31/32	2-19/32	5-23/32	5-23/32	8-5/16	3-1/2	3-1/2
3	31/32	4-3/4	4-25/32	2-27/32	6-5/8	6-21/32	9-1/2	4-3/16	4-3/16
4	1-1/4	6-1/32	6-1/32	3-1/2	8-9/32	8-9/32	11-25/32	5-1/4	5-1/4
5	5-1/8	10-11/16	10-11/16	8-1/8	13-11/16	13-11/16	21-13/16	6-5/16	6-5/16
6	1-5/32	8-25/32	8-3/16	4-3/16	11-25/32	11-3/16	15-3/8	7-9/16	7-9/16
8	1-15/16	11-11/32	11-11/32	5-31/32	15-11/32	15-11/32	21-5/16	9-3/4	9-3/4

Medidas em Polegadas (x 25,4 para mm)

Te Reto

Cola x Cola x Cola

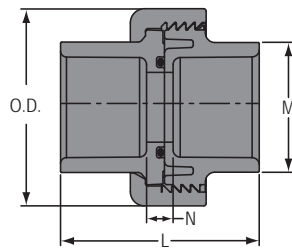


Diâmetro	G	G1	H	H1	L	M
1/4	5/16	5/16	31/32	31/32	1-15/16	27/32
3/8	15/32	15/32	1-1/4	1-1/4	2-1/2	31/32
1/2	17/32	17/32	1-15/32	1-15/32	2-15/16	1-3/16
3/4	21/32	21/32	1-11/16	1-11/16	3-13/32	1-13/32
1	7/8	7/8	2	2	4	1-3/4
1-1/4	1-1/32	1-1/32	2-9/32	2-9/32	4-19/32	2-3/32
1-1/2	1-3/16	1-3/16	2-9/32	2-9/32	5-1/8	2-3/8
2	1-7/16	1-7/16	2-15/16	2-15/16	5-7/8	2-7/8
2-1/2	1-3/4	1-3/4	3-1/2	3-1/2	7-1/32	3-15/32
3	2-1/16	2-1/16	3-31/32	3-31/32	7-15/16	4-5/32
4	2-1/2	2-1/2	4-3/4	4-3/4	9-1/2	5-1/4
6	3-25/32	3-25/32	6-13/16	6-13/16	13-5/8	7-5/8
8	4-13/16	4-13/16	8-7/8	8-7/8	17-3/4	9-23/32

Medidas em Polegadas (x 25,4 para mm)

União
Cola x Cola

1/2" - 4" 235 psi @ 73°F
6" 150 psi @ 73°F

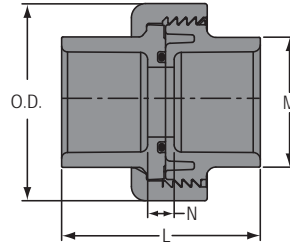


Diâmetro	L	M	N	O.D.
1/2	2-3/32	1-3/16	11/32	1-7/8
3/4	2-3/8	1-13/32	3/8	2-9/32
1	2-11/16	1-23/32	7/16	2-9/16
1-1/4	2-15/16	2-3/32	7/16	3-3/32

União

Cola x Cola

1/2" - 4" 235 psi @ 73°F
6" 150 psi @ 73°F

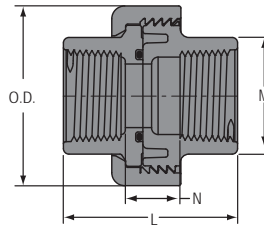


Diâmetro	L	M	N	O.D.
1-1/2	3-1/4	2-3/8	1/2	3-1/2
2	3-17/32	2-7/8	17/32	4-9/32
2-1/2	4-7/32	3-1/2	25/32	6-5/32
3	4-1/4	4-3/16	1/2	6-5/32
4	5-1/8	5-1/4	5/8	7-3/4
6	6-27/32	7-1/2	25/32	11-5/8

União

Rosca x Rosca (Fipt)

1/2" - 4" 235 psi @ 73°F
6" 150 psi @ 73°F



Size	L	M	N	O.D.
1/2	1-29/32	1-3/16	17/32	1-7/8
3/4	2-1/16	1-3/8	9/16	2-9/32
1	2-17/32	1-11/16	25/32	2-9/16
1-1/4	2-21/32	2-1/32	3/4	3-1/8
1-1/2	2-25/32	2-3/8	29/32	3-1/2
2	3-1/8	3	1-3/16	4-7/32
2-1/2	4-1/32	3-9/16	1-15/32	6-5/32
3	4-5/32	4-9/32	1-13/32	6-5/32
4	4-21/32	5-1/4	1-21/32	7-3/4
6	6-1/8	7-21/32	2-13/16	11-19/32